



# Harmony XALD, XALK plastic control stations

For Harmony XB5, control and signaling  
units Ø 22



# Harmony

## Discover [Harmony](#)

Advanced operator interface and industrial relays

**Harmony** operator interface and industrial relays enhance operational efficiency and equipment availability across industrial and building applications. **Harmony** includes intelligent connected products and edge terminals that visualize, gather and process data, enabling informed operator decisions

## Explore our offer

- [Harmony](#) Push Buttons and Switches
- [Harmony](#) HMI Operator Terminals, IPC and EdgeBox
- [Harmony](#) Signaling Devices
- [Harmony](#) Electrical Relays
- [Harmony](#) Safety

Life Is On

**Schneider**  
Electric

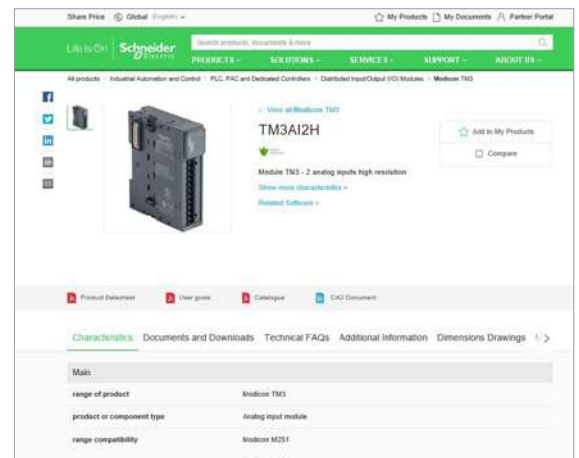
# Quick access to product information

## Get technical information about your product

References

**Modicon TM3**  
I/O expansion modules for Modicon controllers  
Analog I/O modules

Reference	Product image	Input range	Output range	Resolution	Reference	Price
2 relay expansion module		0...+10VDC 0...20mA / 20mA	10 mA or 10 mA + sign	0.00125 0.00125	TM3A12H TM3A12H	€ 1,150 € 1,150
4 relay expansion module		0...+10VDC 0...20mA / 20mA	10 mA or 10 mA + sign	0.00125 0.00125	TM3A12H TM3A12H	€ 1,150 € 1,150
4 relay expansion module		0...+10VDC 0...20mA / 20mA	10 mA or 10 mA + sign	0.00125 0.00125	TM3A12H TM3A12H	€ 1,150 € 1,150
4 relay expansion module		0...+10VDC 0...20mA / 20mA	10 mA or 10 mA + sign	0.00125 0.00125	TM3A12H TM3A12H	€ 1,150 € 1,150
4 relay expansion module		0...+10VDC 0...20mA / 20mA	10 mA or 10 mA + sign	0.00125 0.00125	TM3A12H TM3A12H	€ 1,150 € 1,150



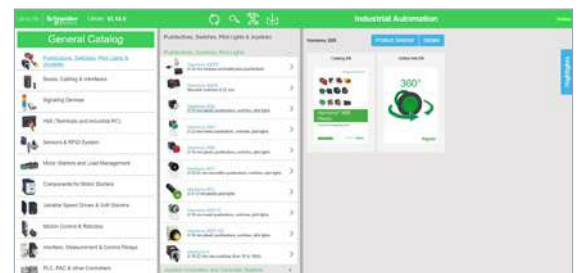
Each commercial reference presented in a catalog contains a hyperlink. Click on it to obtain the technical information of the product:

- Characteristics, Dimensions and drawings, Mounting and clearance, Connections and schemas, Performance curves
- Product image, Instruction sheet, User guide, Product certifications, End of life manual

## Find your catalog



- > With just 3 clicks, you can access the Industrial Automation and Control catalogs, in both English and French
- > Consult digital automation catalogs at [Digi-Cat Online](#)

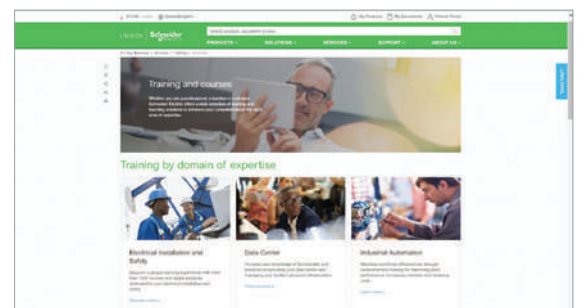


- Up-to-date catalogs
- Embedded product selectors, 360° pictures
- Optimized search by commercial references

## Select your training



- > Find the right [Training](#) for your needs on our Global website
- > Locate the training center with the selector tool, using this [link](#)



# General contents

## Harmony XALD, XALK plastic control stations

<b>Selection guide</b> .....	<b>page 2</b>
■ <b>Presentation</b> .....	<b>page 6</b>
■ <b>References</b>	
□ Complete stations (Screw clamp terminal connections).....	<b>page 9</b>
□ Stations for customer assembly: empty enclosures .....	<b>page 14</b>
□ Stations for customer assembly: electrical blocks .....	<b>page 15</b>
□ Stations for customer assembly: heads .....	<b>page 16</b>
□ Stations for customer assembly: accessories .....	<b>page 30</b>
■ <b>Product reference index</b> .....	<b>page 39</b>



Type of applications	All applications	
Enclosures	Plastic	Glass-reinforced polyester
	Complete stations and separate components for customer assembly	Empty insulated enclosures



Main feature	Pre-drilled control stations		Pre-drilled or undrilled enclosures
Associated control and signaling units	Harmony XB5 with plastic bezel		Harmony XB7, monolithic, plastic Harmony XB4 with metal bezel Harmony XB5 with plastic bezel
Number of cut-outs for Ø 22 control and signaling units	1, 2, 3, 4 or 5	1, 2 or 3 (complete stations) 1, 2, 3, 4 or 5 (empty enclosures)	1, 2 or 3 1, 2, 4, 8 or 16
Material	Polycarbonate		ABS Glass-reinforced polyester
Color	Yellow lid Light gray base	Dark gray lid Light gray base	Light gray or yellow lid Light gray base Coloured gray throughout
Degree of protection	IP66, IP67, IP69, IP69K		IP54 IP65, IP69, IP69K
Function	Emergency Stop or Emergency switching off	Start or Stop Start-Stop with pilot light Motion control	According to equipment fitted: <input type="checkbox"/> Start or Stop <input type="checkbox"/> Start-Stop with pilot light <input type="checkbox"/> Motion control <input type="checkbox"/> Emergency stop
Cable entries	Knock-outs (CM12)		Knock-outs (ISO 20) Undrilled
Type references	XALK	XALD	XALE XAPA

All applications	Specific applications		
Metal	Metal front plate, insulated protective rear cover	Plastic	Metal
Empty enclosures	Empty, flush mounting enclosures: front plate + rear cover	Control stations for severe environments	Lift inspection stations Key operated control stations

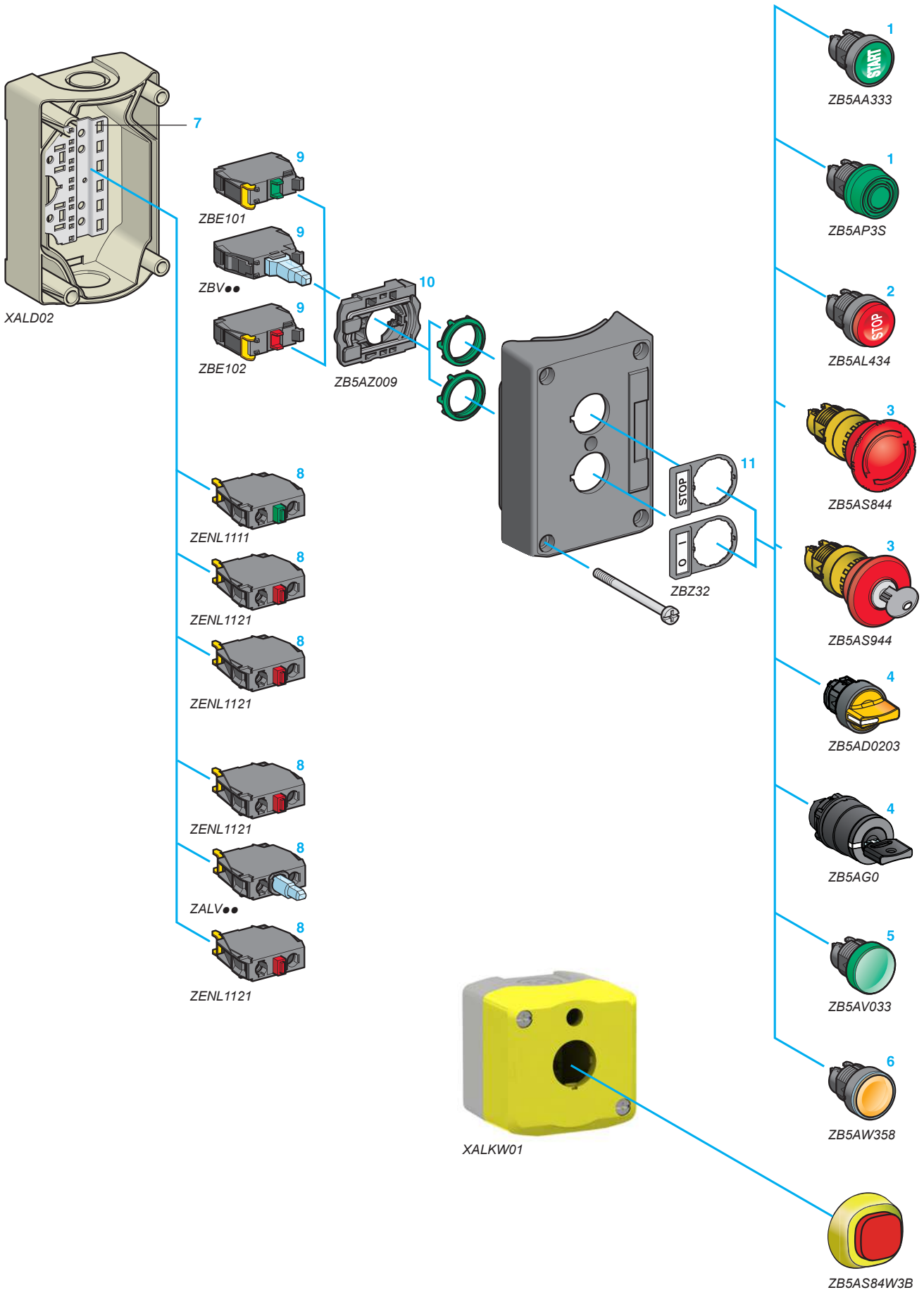


Pre-drilled enclosures	Pre-drilled or undrilled enclosures	Pre-drilled front plates & rear covers	Pre-drilled empty control stations	Pre-drilled empty enclosures or fitted stations	Fitted stations
Harmony XB4 with metal bezel Harmony XB5 with plastic bezel			Harmony XB5 with plastic bezel	Harmony XB5 or XB7 with plastic bezel	With key lock bezel
8, 16, 24, 30 or 40	1, 2, 3, 4, 5, 6, 8 or 10	1, 2, 3, 4 or 5	1, 2, 3, 4 or 5	1, 2, 3, 4, 5 or 6 with or without power socket	-
Aluminium alloy or sheet steel	Zinc or aluminium alloy	Front plate: brushed aluminium Rear cover: polystyrene	Mineral reinforced polyamide	Polycarbonate	Zinc alloy
Blue lid and base	<b>XAPD, XAPG:</b> Grey lid & base <b>XAPK:</b> Yellow lid & base <b>XAPO:</b> Orange lid & base	Unpainted aluminium	Black lid Black base	Yellow lid Light gray base	Gray
IP54	IP65, IP66, IP69		IP66, IP67, IP69, IP69K	IP44 (with power socket) IP55 or IP66 depending on model	IP54
According to equipment fitted: <input type="checkbox"/> Start or Stop <input type="checkbox"/> Start-Stop with pilot light <input type="checkbox"/> Motion control <input type="checkbox"/> Emergency stop					Start-Stop
<input type="checkbox"/> Tapped entries for cable-glands <input type="checkbox"/> or undrilled	Tapped entries for cable-glands	Knock-outs (with protective rear cover)	Two ISO 20 open entries	<input type="checkbox"/> Knock-outs (CM12) <input type="checkbox"/> or undrilled	Tapped for cable-glands
XB2SL	XAPD, XAPK, XAPG, XAPO	XAPE	XALG	XALF	XAPS

# Control stations and enclosures

Plastic control stations XALD and XALK


For Harmony® XB5 control and signaling units Ø 22



# Control stations and enclosures

Plastic control stations XALD and XALK

For Harmony XB5 control and signaling units Ø 22



LED rationalization while ensuring the same functionality

## Universal LED block for all illuminated functions

Harmony streamline the structure of pilot lights and actuators using LED by moving from 6 colored LEDs to a universal source of luminosity.

### A unique technology that leads to the best lighting solution

- > Divide by 6 the stocked part numbers (for a given wiring & voltage solution)
- > Astonishing intensity and contrast with enhanced color purity
- > Reduce conception and installation time
- > Simplified maintenance
- > Avoid errors on pairing between heads and light blocks, nomenclatures are simplified

The universal light blocks are now identifiable in the catalog with the below logo as well as physically on the product with the two letters "UN".



# Control stations and enclosures

Plastic control stations XALD and XALK

For Harmony XB5 control and signaling units Ø 22

## Presentation

Harmony® XALD and XALK control stations are available in two forms:

- Complete
- For customer assembly

These control stations use the plastic bezel pushbuttons, switches and pilot lights of the Harmony XB5 range, which offers a wide choice of circular heads.

## Complete pre-assembled stations

These are complete, ready to install, stations fitted with 1 to 3 buttons to cater for the most commonly encountered functions:

■ **Start or Stop**, with:

- 1 flush spring return pushbutton,
- 1 red, spring return, mushroom head pushbutton.

■ **Emergency stop or Emergency switching off**, with:

- 1 red, latching, mushroom head pushbutton **3**, either push-pull or turn to release, with or without key.

■ **Start-Stop**, with:

- 2 flush spring return pushbuttons,
- 1 flush spring return pushbutton **1** + 1 projecting spring return pushbutton **2**,
- 1 2-position selector switch **4** + 1 pilot light with Universal LED, if required.

■ **Two functions**, with:

- 2 flush spring return pushbuttons **1**.

■ **Three functions**, with:

- 3 flush spring return pushbuttons **1**,
- 2 flush spring return pushbuttons **1** + 1 projecting spring return pushbutton **2**,
- 2 flush spring return pushbuttons **1** + 1 red, latching, mushroom head pushbutton **3**.

These pushbuttons, switches and pilot lights comprise plastic heads from the Harmony XB5 range and electrical blocks (contact or light) **8** that are mounted in the back of the enclosure.



# Control stations and enclosures

## Plastic control stations XALD and XALK

### For Harmony XB5 control and signaling units Ø 22

#### Presentation (Continued)

#### Stations for customer assemblies

These stations are for assembly by the user and offer a choice of 2 assembly methods:

##### ■ Box method

Identical to the pre-assembled versions. The electrical blocks **8** are mounted on a metal mounting plate in the back of the enclosure **7**.

##### ■ Station method

The electrical blocks **9** are mounted directly beneath the heads using a body/fixing collar **10**.

It is possible to assemble stations with 1 to 5 heads, each of which can be combined with 3 electrical blocks **8** or **9** (contact or light).

The XAL range offers a wide choice of head types for:

- Spring return pushbuttons **1** or **2**, either marked or unmarked
- Spring return mushroom head pushbuttons
- Latching mushroom head pushbuttons **3**
- Selector switches with standard or long handle and key switches **4**
- Toggle switches
- Pilot lights **5**
- Illuminated spring return pushbuttons **6**
- Illuminated selector switches with standard handle **4**

#### Accessories for heads

Markings can be customized by using legend holders **11** which can either be fitted with pre-marked legends or legends engraved by the user. Alternatively, paper legends or peel-off legends (supplied on sheet for marking by laser printer) can be used.

## Control stations and enclosures

Plastic control stations XALD and XALK

For Harmony XB5 control and signaling units Ø 22

XALDA\_CPI19046



Customized products

### Presentation (Continued)

#### Customization

- Markings on pushbutton, illuminated pushbuttons, and pilot lights caps
- Markings on accessories, like legend plates and legend panels
- Color plated bezel pushbuttons
- Marking on control station

#### Material and colors

- **Start-Stop** control stations (**XALD**): light gray base "RAL 7035", dark gray lid "RAL 7016"
- Control stations with **Emergency stop** or **Emergency switching off** functions (**XALK**): light gray "RAL 7035" base, yellow "RAL 7021" lid
- Lid fixing screws and nut material: stainless steel type A4, AISI 316.

#### Environment

- Protection degree: IP66, IP69 (EN/IEC 60529) and IP69K (ISO20653) and UL/CSA Enclosure type 4, 4X and 13
- Mechanical shock protection level: up to IK08 (EN50102/IEC60068-2-75)
- High pressure cleaning resistance: 70 x 10<sup>5</sup> Pa (70 bars), distance 0.1 m (temp. 55° C)
- Ambient air temperature for operation: - 40 to + 70° C
- Conformity to standards :
  - EN/IEC 60947-5-1, 60947-5-4 for **Start-Stop** control stations,
  - EN/IEC 60204-1 and EN/ISO 13850 for control stations with **Emergency stop** function,
  - IEC 60364-5-53 for control stations with **Emergency switching off** function
- Product certifications : UL Listed, CSA, GOST

#### Connection

- Knock-out entries for cable-gland (CM 12, Pg 13.5 and tapped ISO 20).
- Knock-outs for cable entry through rear.

# Control stations and enclosures



## Plastic control stations XALD and XALK

For Harmony XB5 control and signaling units Ø 22

Complete stations (screw clamp terminal connections)

### Start or Stop function

■ Light gray "RAL 7035" base, dark gray "RAL 7016" lid

Description	Type of push	Dimensions (1) w x h x d mm/in.	Type of contact		Marking	Reference	Weight kg/lb
							
<b>Marking on pushbutton</b>							
1 spring return pushbutton	Flush, green	68 x 68 x 62/ 2.68 x 2.68 x 2.44	1	-	I	<a href="#">XALD102 (2)</a>	0.135/0.298
					Marche	<a href="#">XALD104 (2)</a>	0.156/0.344
					Start	<a href="#">XALD103 (2)</a>	0.156/0.344
1 spring return pushbutton	Flush, red	68 x 68 x 62/ 2.68 x 2.68 x 2.44	-	1	O	<a href="#">XALD112</a>	0.156/0.344
					Stop	<a href="#">XALD114 (2)</a>	0.165/0.364
					O	<a href="#">XALD112E</a>	0.165/0.364
<b>Marking on legend holder and legend below head</b>							
1 spring return pushbutton	Flush, green	68 x 68 x 62/ 2.68 x 2.68 x 2.44	1	-	Marche	<a href="#">XALD101 (2)</a>	0.157/0.346
					Start	<a href="#">XALD101H29 (2)</a>	0.157/0.346
1 mushroom head pushbutton, Ø 40 mm/1.57 in., spring return	Red	68 x 68 x 86/ 2.68 x 2.68 x 3.39	-	1	Arrêt	<a href="#">XALD164 (2)</a>	0.182/0.401
					Stop	<a href="#">XALD164H29H7</a>	0.182/0.401



XALD102



XALD101



XALD164

(1) Please see our website [www.schneider-electric.com](http://www.schneider-electric.com) for more precised information about dimensions of components.

(2) Please add H7 for UL/CSA conformity, example: XALK102H7.

# Control stations and enclosures

Plastic control stations XALD and XALK  
 For Harmony XB5 control and signaling units Ø 22  
 Complete stations (screw clamp terminal connections)

**Emergency stop and Emergency switching off functions conforming to EN/IEC 60204-1, 60364-5-53, EN/ISO 13850, and Machinery Directive 2006/42/EC**

Emergency stop function: Mushroom head Emergency stop trigger action and mechanical latching pushbuttons conform to standards EN/IEC 60204-1 and EN/ISO 13850, to Machinery Directive 2006/42/EC and to standard EN/IEC 60947-5-5. Emergency switching off function: Mushroom head switching off mechanical latching pushbuttons conform to standards IEC 60364-5-53 and EN/IEC 60947-5-5.

Please consult our Customer Care Centre for a full explanation of these standards and directives.

**Emergency stop and Emergency switching off functions with trigger action and mechanical latching**

- Light gray "RAL 7035" base, yellow "RAL 1021" lid
- Conformity to standards EN/IEC 60204-1, EN/ISO 13850 (1), EN/IEC 60947-5-5 and to Machinery directive 2006/42/CE (2)

Description	Dimensions (3) w x h x d mm/in.	Type of contact			Marking	Reference	Weight kg/lb		
		NO	NC	NC MC(6)					
<b>Unmarked</b>									
<b>1 mushroom head pushbutton, Ø 40 mm/1.57 in., red</b> Turn to release  XALK178●	68 x 68 x 92.5/ 2.68 x 2.68 x 3.64	–	1	–	–	<a href="#">XALK178</a> (4)	0.194/0.428		
		–	2	–	–	<a href="#">XALK178F</a> (4)	0.194/0.428		
		–	–	1	–	<a href="#">XALK178E</a> (4) (6)	0.197/0.434		
		1	1	–	–	<a href="#">XALK178E</a> (4)	0.194/0.428		
		1	2	–	–	<a href="#">XALK178G</a> (4)	0.194/0.428		
<b>1 mushroom head pushbutton, Ø 40 mm/1.57 in., red</b> Key release (key 455)  XALK188●	68 x 68 x 114.5/ 2.68 x 2.68 x 4.51	–	1	–	–	<a href="#">XALK188</a> (4)	0.188/0.414		
		–	2	–	–	<a href="#">XALK188F</a>	0.188/0.414		
		1	1	–	–	<a href="#">XALK188E</a> (4)	0.188/0.414		
		1	2	–	–	<a href="#">XALK188G</a>	0.188/0.414		
<b>1 mushroom head pushbutton, Ø 40 mm/1.57 in., red</b> Push-pull  XALK198	68 x 68 x 91.5/ 2.68 x 2.68 x 3.60	–	1	–	–	<a href="#">XALK198</a> (4)	0.193/0.425		
		<b>Marked</b>							
		<b>1 mushroom head pushbutton, Ø 40 mm/1.57 in., red</b> Turn to release	68 x 68 x 92.5/ 2.68 x 2.68 x 3.64	–	2	–	EMERGENCY STOP	<a href="#">XALK178FH29</a>	0.194/0.428
–	2			–	NODSTOPP	<a href="#">XALK178FH49</a>	0.194/0.428		
1	2			–	ARRET D'URGENCE	<a href="#">XALK178GTHFR</a> (5)	0.197/0.434		
1	2			–	NODSTOP	<a href="#">XALK178GTH26</a> (5)	0.197/0.434		
1	2			–	EMERGENCY STOP	<a href="#">XALK178GTH29</a> (5)	0.197/0.434		
–	2	–	NODSTOP	<a href="#">XALK188GTH26</a> (5)	0.188/0.414				

(1) Our Customer Care Centre may provide a control station type XALK1●8 with marking of the Emergency stop function and of the logo in conformity with the requests of EN/ISO 13850 standard, paragraph 4.4.6.

(2) Please consult our Customer Care Centre for full details of these standards and directives.

(3) Please see our website [www.schneider-electric.com](http://www.schneider-electric.com) for more precised information about dimensions of components.

(4) Please add H7 for UL/CSA conformity, example: XALK178H7.

(5) T for direct head mounting on cover with ZB5AZ009 fixing base.

(6) NC contact block with monitoring dedicated for Emergency stop head only.

# Control stations and enclosures

## Plastic control stations XALD and XALK

### For Harmony XB5 control and signaling units Ø 22

#### Complete stations (screw clamp terminal connections)

#### Emergency stop and Emergency switching off functions conforming to EN/IEC 60204-1, 60364-5-53, EN/ISO 13850, and Machinery Directive 2006/42/EC

Emergency stop function: Mushroom head Emergency stop trigger action and mechanical latching pushbuttons conform to standards EN/IEC 60204-1 and EN/ISO 13850, to Machinery Directive 2006/42/EC and to standard EN/IEC 60947-5-5.

Emergency switching off function: Mushroom head switching off mechanical latching pushbuttons conform to standards IEC 60364-5-53 and EN/IEC 60947-5-5.

Please consult our Customer Care Centre for a full explanation of these standards and directives.

#### Illuminated Emergency stop and Emergency switching off pushbuttons with trigger action and mechanical latching

■ Light gray "RAL 7035" base, yellow "RAL 1021" lid

■ Conformity to standards EN/IEC 60204-1, EN/ISO 13850 (1), EN/IEC 60947-5-5 and to Machinery directive 2006/42/CE (2)


Description	Type of reset	Signalling type	Type of contact		Supply voltage	Reference	Weight kg/lb
			NO	NC			
Complete control station for Ø 22 mm/ 0.866 in. XB5 Emergency stop and Emergency switching off pushbuttons	Turn to release	Fixed white + fixed red, bi-color	1	1	24 V ~	<a href="#">XALK84W3BE</a>	0.182/0.401
			1	2	24 V ~	<a href="#">XALK84W3BG</a>	0.182/0.401
		Fixed, red	1	1	230 V ~	<a href="#">XALK84W2ME</a>	0.182/0.401
			1	2	230 V ~	<a href="#">XALK84W2MG</a>	0.182/0.401
		Fixed white + fixed red, bi-color	1	1	24V ~	<a href="#">XALK178W3B140E</a>	0.180/0.397
			1	2	24V ~	<a href="#">XALK178W3B140G</a>	0.180/0.397



XALK84W3BE



XALK178W3B140E

(1) For compliance with EN/ISO 13850 standard, paragraph 4.4.6 Emergency Stop function logo  has been added.

(2) Please consult our Customer Care Centre for full details of these standards and directives.



# Control stations and enclosures

Plastic control stations XALD and XALK

For Harmony XB5 control and signaling units Ø 22

Complete stations (screw clamp terminal connections)



XALD224



XALD211H29



XALD134



XALD144



XALD363B

## Start-Stop function

■ Light gray "RAL 7035" base, yellow "RAL 1021" lid

Description	Dimensions (3) w x h x d mm/in.	Type of contact		Marking	Reference	Weight kg/lb
		NO	NC			

### Marking on pushbutton (2)

2 spring return pushbuttons: - 1 flush, green - 1 flush, red	68 x 106 x 62/ 2.68 x 4.17 x 2.44	1	–	I O	XALD213 (3)	0.233/0.514
		–	1	Marche Arrêt	XALD224 (3)	0.233/0.514
2 spring return pushbuttons: - 1 flush, green - 1 projecting, red	68 x 106 x 66.5/ 2.68 x 4.17 x 2.62	1	1	I O	XALD215 (3)	0.233/0.514
		1	1	Start Stop	XALD213E	0.252/0.556
2 spring return pushbuttons: - 1 flush, green - 1 projecting, red	68 x 106 x 62/ 2.68 x 4.17 x 2.44	1	–	I O	XALD214	0.234/0.516
		–	1	Start Stop	XALD225 (3)	0.234/0.516

### Marking on legend holder and legend below head

2 spring return pushbuttons: - 1 flush, green - 1 projecting, red	68 x 106 x 62/ 2.68 x 4.17 x 2.44	1	–	Marche Arrêt	XALD211 (3)	0.233/0.514
		–	1	Start Stop	XALD211H29 (3)	0.233/0.514
2 spring return pushbuttons, - 1 flush, green - 1 flush, red	68 x 106 x 62/ 2.68 x 4.17 x 2.44	1	–	Ouverture Fermeture	XALD241	0.233/0.514
		1	–	Ouverture Fermeture	XALD241	0.233/0.514
1 selector switch with standard handle 2-position stay put	68 x 106 x 80/ 2.68 x 4.17 x 3.15	1	–	O-I	XALD134 (3)	0.163/0.359
		1	–	Arrêt-Marche	XALD132 (3)	0.163/0.359
1 key switch (key 455), key withdrawal from left-hand position	68 x 106 x 105.5/ 2.68 x 4.17 x 4.15	1	–	O-I	XALD144 (3)	0.187/0.412
		1	–	Arrêt-Marche	XALD142	0.196/0.432
		1	1	O-I	XALD144E (3)	0.196/0.432

Description	Dimensions (3) w x h x d mm/in.	Type of contact		Marking	Pilot light supply V	Reference	Weight kg/lb
		NO	NC				

### With pilot light and marking on pushbutton (2)

2 spring return pushbuttons and 1 red pilot light with Universal LED	68 x 136 x 64.5/ 2.68 x 5.35 x .54	1	–	I O	24 ~	XALD363B	0.261/0.575
		–	1		120 ~	XALD363G (3)	0.261/0.575
					230 ~	XALD363M	0.261/0.575



### With pilot light and marking on legend holder and legend below head

2 spring return pushbuttons and 1 red pilot light with Universal LED	68 x 136 x 64.5/ 2.68 x 5.35 x .54	1	–	Marche Arrêt	24 ~	XALD361B	0.261/0.575
		–	1		230 ~	XALD361M (3)	0.261/0.575



(1) Please see our website [www.schneider-electric.com](http://www.schneider-electric.com) for more precised information about dimensions of components.

(2) Push supplied with cap not clipped-in, allowing orientation through 90° in 360° steps.

(3) Please add H7 for UL/CSA conformity, example: XALD213H7.

# Control stations and enclosures

## Plastic control stations XALD and XALK

### For Harmony XB5 control and signaling units Ø 22



#### Complete stations (screw clamp terminal connections)



XALD222



### Two function

■ Light gray "RAL 7035" base, yellow "RAL 1021" lid

Description	Dimensions (1) w x h x d mm/in.	Type of contact		Marking	Reference	Weight kg/lb
						
		NO	NC			
<b>Marking on pushbutton (2)</b>						
2 spring return pushbuttons: - 1 flush, white - 1 flush, black	68 x 106 x 62/ 2.68 x 4.17 x 2.44	1	–	↑	XALD222 (4)	0.233/0.514
		1	–	↓		
		1	1	→	XALD223	0.233/0.514
		1	1	←		
		1	1	↑	XALD222E	0.233/0.514
		1	1	↓		

### Three function

■ Light gray "RAL 7035" base, yellow "RAL 1021" lid

Description	Dimensions (1) w x h x d mm/in.	Type of contact		Marking	Reference	Weight kg/lb
						
		NO	NC			
<b>Marking on pushbutton (2)</b>						
3 spring return pushbuttons: - 1 flush, green - 1 flush, red - 1 flush, green	68 x 136 x 62/ 2.68 x .35 x 2.44	1	–	I	XALD339 (4)	0.298/0.657
		–	1	O		
		1	–	II		
3 spring return pushbuttons: - 1 flush, white - 1 flush, red - 1 flush, black	68 x 136 x 62/ 2.68 x .35 x 2.44	1	–	↑	XALD324 (4)	0.298/0.657
		–	1	O		
		1	–	↓		
				↑	XALD326 (4)	0.298/0.657
				Stop		
				↓		
				→	XALD334 (4)	0.298/0.657
				O		
				←		
		1	1	↑	XALD324E	0.317/0.699
		1	1	O		
		1	1	↓		
3 spring return pushbuttons: - 1 flush, white - 1 projecting, red - 1 flush, black	68 x 136 x 62/ 2.68 x .35 x 2.44	1	–	↑	XALD325	0.299/0.659
		–	1	O		
		1	–	↓		
2 spring return + 1 mushroom head pushbuttons: - 1 flush, white - 1 mushroom head, red (3) - 1 flush, black	68 x 136 x 87.5/ 2.68 x .35 x 3.44	1	–	↑	XALD328 (4)	0.317/0.699
		–	1	O		
		1	–	↓		
<b>Marking on legend holder and legend below head (2)</b>						
3 spring return pushbuttons: - 1 flush, green - 1 flush, red - 1 flush, green	68 x 136 x 62/ 2.68 x .35 x 2.44	1	–	Avant	XALD311 (4)	0.299/0.659
		–	1	Arrêt		
		1	–	Arrière		
				FORWARD	XALD311H29H7	0.299/0.659
				STOP		
				REVERSE		
				Montée	XALD321	0.299/0.659
				Arrêt		
				Descente		
				UP	XALD321H29H7	0.299/0.659
				STOP		
				DOWN		



XALD339



XALD334

(1) Please see our website [www.schneider-electric.com](http://www.schneider-electric.com) for more precised information about dimensions of components.

(2) Push supplied with cap not clipped-in, allowing orientation through 90° in 360° steps.

(3) Standard turn to release, latching, Ø 30 mm/1.181 in.

(4) Please add H7 for UL/CSA conformity, example: XALD22H7.

# Control stations and enclosures

Plastic control stations XALD and XALK

For Harmony XB5 control and signaling units Ø 22

Stations for customer assembly: empty enclosures

815211



XALD02

PF540623



XALK01H29

## Empty control stations with metal mounting plate in the back of enclosure

Description	Text and logo	Dimensions (1) w x h x d mm/in.	Number of cut-outs	Reference	Weight kg/lb
Light gray "RAL 7035" base Dark gray "RAL 7016" lid	Without	68 x 68 x 53/ 2.68 x 2.68 x 2.09	1	<a href="#">XALD01</a> (6)	0.136/0.300
		68 x 106 x 53/ 2.68 x 4.17 x 2.09	2	<a href="#">XALD02</a> (6)	0.193/0.425
		68 x 136 x 53/ 2.68 x 5.35 x 2.09	3	<a href="#">XALD03</a> (6)	0.238/0.525
		68 x 166 x 53/ 2.68 x 6.54 x 2.09	4	<a href="#">XALD04</a> (6)	0.278/0.613
		68 x 196 x 53/ 2.68 x 7.72 x 2.09	5	<a href="#">XALD05</a> (6)	0.322/0.710
Light gray "RAL 7035" base Yellow "RAL 1021" lid For Emergency stop function (7)	Without	68 x 68 x 53/ 2.68 x 2.68 x 2.09	1	<a href="#">XALK01</a> (5) (6)	0.136/0.300
		68 x 106 x 53/ 2.68 x 4.17 x 2.09	2	<a href="#">XALK02</a>	0.193/0.425
		68 x 136 x 53/ 2.68 x 5.35 x 2.09	3	<a href="#">XALK03</a> (5)	0.238/0.525
		68 x 166 x 53/ 2.68 x 6.54 x 2.09	4	<a href="#">XALK04</a>	0.278/0.613
		68 x 196 x 53/ 2.68 x 7.72 x 2.09	5	<a href="#">XALK05</a>	0.322/0.710
	With text "ARRET D'URGENCE" (2) and logo (3)	68 x 68 x 53/ 2.68 x 2.68 x 2.09	1	<a href="#">XALK01HFR</a>	0.136/0.300
	With text "EMERGENCY STOP" (2) and logo (3)	68 x 68 x 53/ 2.68 x 2.68 x 2.09	1	<a href="#">XALK01H29</a>	0.136/0.300

## CSA + UL certified (4)


Light gray "RAL 7035" base Dark gray "RAL 7016" lid	Without	68 x 68 x 53/ 2.68 x 2.68 x 2.09	1	<a href="#">XALD01H7</a>	0.136/0.300
		68 x 106 x 53/ 2.68 x 4.17 x 2.09	2	<a href="#">XALD02H7</a>	0.205/0.425
		68 x 136 x 53/ 2.68 x 5.35 x 2.09	3	<a href="#">XALD03H7</a>	0.238/0.525
		68 x 136 x 53/ 2.68 x 5.35 x 2.09	3	<a href="#">XALD04H7</a>	0.238/0.525
		68 x 136 x 53/ 2.68 x 5.35 x 2.09	3	<a href="#">XALD05H7</a>	0.238/0.525

## Empty control stations with direct head mounting on cover with ZB5AZ009 fixing base

Light gray "RAL 7035" base Yellow "RAL 1021" lid For Emergency stop function	With text "NODSTOP" (2) and logo (3)	68 x 68 x 53/ 2.68 x 2.68 x 2.09	1	<a href="#">XALK01TH26</a>	0.136/0.300
--	---	-------------------------------------	---	----------------------------	-------------

(1) Please see our website [www.schneider-electric.com](http://www.schneider-electric.com) for more precised information about dimensions of components.

(2) For supply of the text in an other language, please consult our Customer Care Centre.

(3) For complying with ISO 13850 standard, paragraph 4.4.6., Emergency Stop function logo  has been added.

(4) Volt-free commoning/earth terminal included.

(5) Please add H7 for UL/CSA conformity, example: XALD01H7.

(6) To add customized markings on these references through web customization tool, see [page 8](#).

(7) Red color pushbutton must be used only for Emergency stop function with XALK yellow background.

# Control stations and enclosures

Plastic control stations XALD and XALK

For Harmony XB5 control and signaling units Ø 22

Stations for customer assembly: electrical blocks



## Electrical blocks and accessories for mounting in back of enclosure

Description	Supply Voltage	Type of contact	Sold in lots of	Unit reference	Weight kg/lb
<b>Electrical blocks with screw clamp terminal connections</b>					
Standard contact blocks (1)	-	NO contact	5	ZENL1111	0.015/0.033
	-	NC contact	5	ZENL1121	0.015/0.033
Universal LED light block (1)	24 V ~	-	5	ZALVB1	0.015/0.033
	110...120 V ~	-	5	ZALVG1	0.015/0.033
	230...240 V ~	-	5	ZALVM1	0.015/0.033



## Electrical blocks and accessories for mounting on cover with ZB5AZ009 fixing base

Description	Supply Voltage	Type of contact	Sold in lots of	Unit reference	Weight kg/lb
<b>Electrical blocks with screw clamp terminal connections</b>					
Standard contact blocks (1)	-	NO contact	5	ZBE101	0.016/0.035
	-	NC contact	5	ZBE102	0.016/0.035
Universal LED light block (1)	24 V ~	-	5	ZBVB1	0.016/0.035
	110...120 V ~	-	5	ZBVG1	0.016/0.035
	230...240 V ~	-	5	ZBVM1	0.016/0.035



Description	For use with	Supply voltage V	Level of protection	Sold in lots of	Unit reference	Weight kg/lb
<b>Electrical blocks with screw clamp terminal connections</b>						
Body/fixing collar Sold in lots of 10	Electrical blocks (contact or light)	-	-	10	ZB5AZ009	0.006/0.013

(1) A maximum of 3 electrical blocks can be fitted per associated head, in which only middle position can be for light block.

## Control stations and enclosures

Plastic control stations XALD and XALK

For Harmony XB5 control and signaling units Ø 22

Stations for customer assembly: heads

XB5\_633\_CPSCT1782



XB5KS2B4

## Annunciators (IP66, IP67, and IP69)

Characteristics	Supply voltage V	Color	Reference	Weight kg/lb
Continuous or intermittent non-illuminated buzzer - 90dB, 6.8kHz	24 ~ - 50 or 60 Hz	-	<a href="#">XB5KSB</a>	0.024/0.053
	110...120 V ~ - 50 or 60 Hz	-	<a href="#">XB5KSG</a>	0.024/0.053
	230...240 ~ - 50 or 60 Hz	-	<a href="#">XB5KSM</a>	0.024/0.053
Continuous or intermittent illuminated buzzer - 90dB, 6.8kHz	24 ~ - 50 or 60 Hz	Red	<a href="#">XB5KS2B4</a>	0.024/0.053
	110...120 V ~ - 50 or 60 Hz	Red	<a href="#">XB5KS2G4</a>	0.024/0.053
	230...240 ~ - 50 or 60 Hz	Red	<a href="#">XB5KS2M4</a>	0.024/0.053
	24 ~ - 50 or 60 Hz	Yellow	<a href="#">XB5KS2B8</a>	0.024/0.053
	110...120 V ~ - 50 or 60 Hz	Yellow	<a href="#">XB5KS2G8</a>	0.024/0.053
	230...240 ~ - 50 or 60 Hz	Yellow	<a href="#">XB5KS2M8</a>	0.024/0.053

(1) To add customized markings on these references using web customization tool, see [page 8](#).



## Control stations and enclosures

Plastic control stations XALD and XALK

For Harmony XB5 control and signaling units Ø 22

Stations for customer assembly: heads

## Heads for spring return pushbuttons - unmarked

Shape of head	Type of push	Color of cap	Reference		Weight kg/lb
			For black bezel	For gray bezel (4)	
 815224 ZB5AA0	Without cap (1)	–	ZB5AA0	–	0.022/0.049
	Flush, with set of 6 colored caps	6 colors (2)	ZB5AA9	–	0.027/0.060
	Flush	White	ZB5AA1	ZB5AA1C0	0.018/0.040
		Black	ZB5AA2	ZB5AA2C0	0.018/0.040
		Green	ZB5AA3	ZB5AA3C0	0.018/0.040
		Red	ZB5AA4	ZB5AA4C0	0.018/0.040
		Yellow	ZB5AA5	ZB5AA5C0	0.018/0.040
		Blue	ZB5AA6	ZB5AA6C0	0.018/0.040
	Flush with transparent cap, for insertion of legend (3)	White	ZB5AA18	ZB5AA18C0	0.018/0.040
		Green	ZB5AA38	ZB5AA38C0	0.018/0.040
Red		ZB5AA48	ZB5AA48C0	0.018/0.040	
Yellow		ZB5AA58	ZB5AA58C0	0.018/0.040	
Blue		ZB5AA68	ZB5AA68C0	0.018/0.040	
Booted (colored silicone) Can be replaced without dismantling the head	White	ZB5AP1S	–	0.014/0.031	
	Black	ZB5AP2S	–	0.014/0.031	
	Green	ZB5AP3S	–	0.014/0.031	
	Red	ZB5AP4S	–	0.014/0.031	
	Yellow	ZB5AP5S	–	0.014/0.031	
	Blue	ZB5AP6S	–	0.014/0.031	
Projecting	White	ZB5AL1	ZB5AL1C0	0.019/0.042	
	Black	ZB5AL2	ZB5AL2C0	0.019/0.042	
	Green	ZB5AL3	ZB5AL3C0	0.019/0.042	
	Red	ZB5AL4	ZB5AL4C0	0.019/0.042	
	Yellow	ZB5AL5	ZB5AL5C0	0.019/0.042	
	Blue	ZB5AL6	ZB5AL6C0	0.019/0.042	
Recessed (high guard)	White	ZB5AA16	ZB5AA16C0	0.019/0.042	
	Black	ZB5AA26	ZB5AA26C0	0.019/0.042	
	Green	ZB5AA36	ZB5AA36C0	0.019/0.042	
	Red	ZB5AA46	ZB5AA46C0	0.019/0.042	
	Yellow	ZB5AA56	ZB5AA56C0	0.019/0.042	
	Blue	ZB5AA66	ZB5AA66C0	0.019/0.042	

(1) Cap to be ordered separately, see page 37.

(2) Head supplied with 6 different colored caps (white, black, green, red, yellow, blue).

(3) For legend ordering information, see page 33.

(4) To add customized markings on these references using the web customization tool, see page 8.

815224

ZB5AA0

815224

ZB5AA5

103545\_2

ZB5AP2S

815226

ZB5AL3

# Control stations and enclosures

Plastic control stations XALD and XALK

For Harmony XB5 control and signaling units Ø 22

Stations for customer assembly: heads



ZB5AA331



ZB5AA432



ZB5AL232






ZB5AC24




ZB5AC2

## Heads for spring return pushbuttons - marked

Shape of head	Type of push	Marking		Color of cap	Reference		Weight kg/lb
		Text	Color		For black bezel	For gray bezel (2)	
	Flush (1)	I	White	Green	ZB5AA331	ZB5AA331C0	0.018/0.040
			Black	White	ZB5AA131	ZB5AA131C0	0.018/0.040
		II	White	Green	ZB5AA336	–	0.018/0.040
			START	White	Green	ZB5AA333	ZB5AA333C0
		ON	White	Green	ZB5AA341	–	0.018/0.040
		MARCHE	White	Green	ZB5AA342	–	0.018/0.040
			White	Black	ZB5AA245	–	0.018/0.040
			Black	White	ZB5AA145	–	0.018/0.040
		O	White	Red	ZB5AA432	ZB5AA432C0	0.018/0.040
			Black	White	ZB5AA232	–	0.018/0.040
		ARRET	White	Red	ZB5AA433	–	0.018/0.040
		STOP	White	Red	ZB5AA434	ZB5AA434C0	0.018/0.040
			Black	White	ZB5AA234	–	0.018/0.040
		OFF	White	Red	ZB5AA435	–	0.018/0.040
		UP	Black	White	ZB5AA343	–	0.018/0.040
		DOWN	White	Black	ZB5AA344	–	0.018/0.040
White	Black		ZB5AA335	ZB5AA334C0	0.018/0.040		
	Black	White	ZB5AA334	ZB5AA335C0	0.018/0.040		
	Projecting (1)	O	White	Red	ZB5AL432	ZB5AL432C0	0.019/0.042
Black			White	ZB5AL232	–	0.019/0.042	
STOP		White	Red	ZB5AL434	–	0.019/0.042	

## Mushroom heads for spring return pushbuttons

Shape of head Type of push	Diameter of push mm/in.	Color of push	Reference	Weight kg/lb
	30/1.181	Black	ZB5AC24	0.027/0.060
		Green	ZB5AC34	0.027/0.060
		Red	ZB5AC44	0.027/0.060
		Yellow	ZB5AC54	0.027/0.060
		Blue	ZB5AC64	0.027/0.060
	40/1.575	Black	ZB5AC2	0.046/0.101
		Green	ZB5AC3	0.046/0.101
		Red	ZB5AC4	0.046/0.101
		Yellow	ZB5AC5	0.046/0.101
		Blue	ZB5AC6	0.046/0.101

(1) Push supplied with cap not clipped-in, allowing orientation through 90° in 360° steps.

(2) To add customized markings on these references using the web customization tool, see page 8.

## Control stations and enclosures

Plastic control stations XALD and XALK

For Harmony XB5 control and signaling units Ø 22

Stations for customer assembly: heads



ZB5AT2



ZB5AS62



ZB5AS72



ZB5AW733

### Mushroom head pushbuttons (1)

Shape of head	Type of reset	Push		Reference	Weight kg/lb
		Diameter Ø mm/in.	Color		
<b>Heads only</b>					
	Push-pull	30/1.181	Black	ZB5AT24	0.044/0.097
		40/1.575	Black	ZB5AT2	0.049/0.108
		60/2.362	Black	ZB5AX2	0.067/0.148
	Turn to release	30/1.181	Black	ZB5AS42	0.040/0.088
		40/1.575	Black	ZB5AS52	0.044/0.097
		40/1.575	Yellow	ZB5AS55	0.044/0.097
		60/2.362	Black	ZB5AS62	0.064/0.141
	Key release (key 455) (2 keys included with head) (2) (3)	30/1.181	Black	ZB5AS72	0.040/0.088
		40/1.575	Black	ZB5AS12	0.044/0.097

### Illuminated mushroom head pushbuttons

Shape of head	Type of reset	Push		Reference	Weight kg/lb
		Diameter Ø mm/in.	Color		
	Turn to release	40/1.575	White	ZB5AW713	0.022/0.049
			Green	ZB5AW733	0.022/0.049
			Orange	ZB5AW753	0.022/0.049
			Blue	ZB5AW763	0.022/0.049

(1) These pushbuttons and heads cannot be used for an Emergency stop function. Therefore, it is recommended that a legend with a black or white background is used.

(2) For specific keys, please contact our Customer Care Center.

(3) The symbol indicates key withdrawal position(s).

# Control stations and enclosures

## Plastic control stations XALD and XALK

For Harmony XB5 control and signaling units Ø 22

Emergency stop and Emergency switching off heads and circular yellow legends

### Emergency stop and Emergency switching off functions conforming to EN/IEC 60204-1, 60364-5-53, EN/ISO 13850, and Machinery Directive 2006/42/EC

Emergency stop function: Mushroom head Emergency stop trigger action and mechanical latching pushbuttons conform to standards EN/IEC 60204-1 and EN/ISO 13850, Machinery Directive 2006/42/EC, and standard EN/IEC 60947-5-5.

Emergency switching off function: Mushroom head switching off mechanical latching pushbuttons conform to standards IEC 60364-5-53 and EN/IEC 60947-5-5.

Please contact our Customer Care Center for an explanation of these standards and directives.



Emergency stop and switching off pushbuttons with trigger action and mechanical latching (1)						
Screw clamp terminal connections (Schneider Electric anti-loosening system)						
Shape of head	Type of reset	Push		Reference	Weight kg/lb	
		Diameter Ø mm/in.	Color			
<b>Heads only</b>						
	Push-pull	30/1.181	Red	ZB5AT844	0.049/0.108	
		40/1.575	Red	ZB5AT84	0.049/0.108	
		60/2.362	Red	ZB5AX84	0.067/0.148	
	Turn to release	30/1.181	Red	ZB5AS834	0.042/0.002	
		40/1.575	Red	ZB5AS844	0.046/0.002	
	Key release (key 455) (2 keys included with head) (2)(3)	30/1.181	Red	ZB5AS934	0.068/0.003	
		40/1.575	Red	ZB5AS944	0.071/0.003	
		60/2.362	Red	ZB5AS964	0.092/0.004	
		40/1.575	Red	ZB5AS944D	0.071/0.003	



Circular yellow legends for Emergency stop (4)						
Description	Marking	Color	Sold in lots of	Reference	Weight kg/lb	
Ø 60 mm/2.362 in. legend for Emergency stop function	–	Yellow	5	ZBY9121	0.007/0.015	
	EMERGENCY STOP	Yellow	5	ZBY9320	0.007/0.015	
	ARRET D'URGENCE	Yellow	5	ZBY9120	0.007/0.015	
	NOT HALT	Yellow	5	ZBY9220	0.007/0.015	
	PARADA DE EMERGENCIA	Yellow	5	ZBY9420	0.007/0.015	
	ARRESTO DI EMERGENZA	Yellow	5	ZBY9620	0.007/0.015	



Illuminated rings for Emergency stop (4) (5)							
Description	Marking	Marking	Signaling	Color	Sold in lots of	Reference	Weight kg/lb
Ø 60 mm/2.362 in. illuminated ring for Emergency stop	EMERGENCY STOP	Fixed, red 24 V ~	~	Yellow	1	ZBY9W2B330	0.031/0.068
	ARRET D'URGENCE	Fixed, red 24 V ~	~	Yellow	1	ZBY9W2B130	0.031/0.068
	NOT HALT	Fixed, red 24 V ~	~	Yellow	1	ZBY9W2B230	0.031/0.068

(1) It is recommended that a legend or yellow background is used.

(2) The symbol indicates key withdrawal position(s).

(3) For specific keys, please contact our Customer Care Center.

(4) For compliance with standard EN/ISO 13850, paragraph 4.4.6, the Emergency Stop function logo has been added.

(5) For additional references, see page 34.

# Control stations and enclosures

## Plastic control stations XALD and XALK


### For Harmony XB5 control and signaling units Ø 22

#### Emergency stop and Emergency switching off heads and circular yellow legends

#### Emergency stop and Emergency switching off functions conforming to EN/IEC 60204-1, 60364-5-53, EN/ISO 13850, and Machinery Directive 2006/42/EC

Emergency stop function: Mushroom head Emergency stop trigger action and mechanical latching pushbuttons conform to standards EN/IEC 60204-1 and EN/ISO 13850, Machinery Directive 2006/42/EC, and standard EN/IEC 60947-5-5. Emergency switching off function: Mushroom head switching off mechanical latching pushbuttons conform to standards IEC 60364-5-53 and EN/IEC 60947-5-5. Please contact our Customer Care Center for an explanation of these standards and directives.

#### Illuminated and non illuminated Emergency stop and Emergency switching off pushbuttons with trigger action and mechanical latching

Shape of head	Type of reset	Signaling type	Type of contact	Supply voltage V	Diameter Ø mm/in.	Color of the push	Reference	Weight kg/lb
<b>Heads only</b>								
	Turn to release	–		–	60/2.362	Red	ZB5AS84W00	0.055/0.121
	Fixed, red			24 ~	60/2.362	Red	ZB5AS84W2B	0.055/0.121
	Fixed, red			120 ~	60/2.362	Red	ZB5AS84W2G	0.055/0.121
	Fixed, red			230 ~	60/2.362	Red	ZB5AS84W2M	0.055/0.121
	Fixed white + fixed red, bi-color			24 ~	60/2.362	Red	ZB5AS84W3B	0.055/0.121

X65\_633\_CPF/R18128A



ZB5AS84W2B


#### Empty control stations with metal mounting plate in the back of enclosure (1)

Description	Dimensions (4) w x h x d mm/in.	Number of cut-outs	Reference	Weight kg/lb
Light gray “RAL 7035” base Yellow “RAL 1021” lid For Emergency stop function (2)(3)	68 x 68 x 53/ 2.68 x 2.68 x 2.09	1	XALKW01	0.116/0.56

XALD-K\_660\_CPM/FS180039B



XALKW01

(1) For compliance with standard EN/ISO 13850, paragraph 4.4.6, the Emergency Stop function logo  has been added.  
 (2) Compatible only with illuminated Emergency stop pushbuttons ZB5AS84W●● and illuminated rings ZBY9W●●.  
 (3) Red color pushbutton must be used only for Emergency stop function with XALK yellow background.  
 (4) Please see our website [www.schneider-electric.com](http://www.schneider-electric.com) for more precised information about dimensions of components.



# Control stations and enclosures

## Plastic control stations XALD and XALK

For Harmony XB5 control and signaling units Ø 22

Emergency stop and Emergency switching off heads and circular yellow legends

### Emergency stop and Emergency switching off functions conforming to EN/IEC 60204-1, 60364-5-53, EN/ISO 13850, and Machinery Directive 2006/42/EC

Emergency stop function: Mushroom head Emergency stop trigger action and mechanical latching pushbuttons conform to standards EN/IEC 60204-1 and EN/ISO 13850, Machinery Directive 2006/42/EC, and standard EN/IEC 60947-5-5. Emergency switching off function: Mushroom head switching off mechanical latching pushbuttons conform to standards IEC 60364-5-53 and EN/IEC 60947-5-5.


Please contact our Customer Care Center for an explanation of these standards and directives.

### Illuminated Emergency stop and Emergency switching off functions, mechanical latching pushbuttons with mechanical state indicator

For elevator inspection box applications

Shape of head	Type of reset	Push Diameter Ø mm/in.	Color	Unit reference	Weight kg/lb
---------------	---------------	------------------------	-------	----------------	--------------

#### Heads only (1)

	<b>Push-pull (2)</b> For Emergency stop and Emergency switching off function	40/1.575	Red	<a href="#">ZB5AT8643M</a>	0.034/0.075
---	---	----------	-----	----------------------------	-------------



ZB5AT8643M

Description	Conforming to standards	Marking on yellow background	Sold in lots of	Reference	Weight kg/lb
Illuminated Emergency stop function <b>ZB5AT8643M</b> with Ø 60mm / 2.362 in. legend plate	EN/IEC 60204-1 and EN/ISO 13850	-	10	<a href="#">ZB5AT8643M140</a>	0.034/0.075
		ARRET D'URGENCE	10	<a href="#">ZB5AT8643M130</a>	0.034/0.075
		EMERGENCY STOP	10	<a href="#">ZB5AT8643M330</a>	0.034/0.075
		NOT HALT	10	<a href="#">ZB5AT8643M230</a>	0.034/0.075
		PARADA DE EMERGENCIA	10	<a href="#">ZB5AT8643M430</a>	0.034/0.075
ARRESTO DI EMERGENZA	10	<a href="#">ZB5AT8643M630</a>	0.034/0.075		




ZB5AT8643M330

### Illuminated Emergency switching off function only, mechanical latching pushbuttons

Screw clamp terminal connections (Schneider Electric anti-loosening system)

Shape of head	Type of reset	Push Diameter Ø mm/in.	Color	Reference	Weight kg/lb
---------------	---------------	------------------------	-------	-----------	--------------

	Turn to release	40/1.575	Red	<a href="#">ZB5AW743</a>	0.022/0.049
---	-----------------	----------	-----	--------------------------	-------------



ZB5AW743

### Circular yellow legends for ZB5AW743

Diameter mm/in.	Conforming to standards	Marking on yellow background	Sold in lots of	Reference	Weight kg/lb
-----------------	-------------------------	------------------------------	-----------------	-----------	--------------

#### Used for "Emergency switching off" function

60/2.362	EN/IEC 60204-1	-	10	<a href="#">ZBY9101</a>	0.004/0.009
		COUPURE D'URGENCE	10	<a href="#">ZBY9160</a>	0.004/0.009
		EMERGENCY SWITCHING OFF	10	<a href="#">ZBY9360</a>	0.004/0.009
		NOT-AUS	10	<a href="#">ZBY9260</a>	0.004/0.009



ZBY9360

(1) Only for use with bodies comprising a light source with universal LED.

(2) Cannot be used with metal guards ZBZ160.

# Control stations and enclosures

Plastic control stations XALD and XALK

For Harmony XB5 control and signaling units Ø 22


General safe stops

## General safe stops

General safe stops are used to stop the operation of a machine in a safe manner. These devices cannot be used as an Emergency stop and must not be associated with a yellow background. General safe stops comprise a yellow bezel and black head.



ZB5AS842Y

Shape of head	Type of reset	Push		Reference	Weight kg/lb
		Diameter Ø mm/in.	Color		
	Turn to release	40/1.575	Black	ZB5AS842Y	0.046/0.101

## Bellows for harsh environments (1)



ZBZ58

Description	Material	For use with	Color	Sold in lots of	Unit reference	Weight kg/lb
For use in environments subject to humidity, dust, high pressure cleaning, etc.	Silicone	Other functions	Black	2	ZBZ28	0.009/0.020
		Emergency stop/switching off function	Yellow	2	ZBZ58	0.009/0.020





















(1) Not compatible with Ø 30 mm/1.181 in. pushbuttons.

# Control stations and enclosures

Plastic control stations XALD and XALK

For Harmony XB5 control and signaling units Ø 22

Stations for customer assembly: heads

Heads for selector switches (1)						
Shape of head	Type of operator	Number and type of positions	Reference		Weight kg/lb	
			For black bezel	For gray bezel (2)		
	<b>Standard handle, black</b>	2 - stay put		ZB5AD2	ZB5AD2C0	0.017/0.037
		2 - spring return from right to left		ZB5AD4	ZB5AD4C0	0.020/0.044
		3 - stay put		ZB5AD3	ZB5AD3C0	0.017/0.037
		3 - spring return to centre		ZB5AD5	ZB5AD5C0	0.017/0.037
		3 - spring return from left to centre		ZB5AD7	ZB5AD7C0	0.017/0.037
		3 - spring return from right to centre		ZB5AD8	ZB5AD8C0	0.017/0.037
	<b>Standard handle, white</b>	2 - stay put		ZB5AD201	ZB5AD201C0	0.017/0.037
		2 - spring return from right to left		-	ZB5AD401C0	0.020/0.044
		3 - stay put		ZB5AD301	ZB5AD301C0	0.017/0.037
		3 - spring return to centre		ZB5AD501	ZB5AD501C0	0.017/0.037
		3 - spring return from left to centre		-	ZB5AD701C0	0.017/0.037
		3 - spring return from right to centre		-	ZB5AD801C0	0.017/0.037
	<b>Standard handle, green</b>	2 - stay put		ZB5AD203	ZB5AD203C0	0.017/0.037
		2 - spring return from right to left		-	ZB5AD403C0	0.020/0.044
		3 - stay put		ZB5AD303	ZB5AD303C0	0.017/0.037
		3 - spring return to centre		ZB5AD503	ZB5AD503C0	0.017/0.037
		3 - spring return from left to centre		-	ZB5AD703C0	0.017/0.037
		3 - spring return from right to centre		-	ZB5AD803C0	0.017/0.037

(1) Can only be used for actuation of end of row (side) mounted contacts.

(2) To add customized markings on these references using the web customization tool, see page 8.





## Control stations and enclosures

Plastic control stations XALD and XALK

For Harmony XB5 control and signaling units Ø 22

Stations for customer assembly: heads

## Heads for selector switches (1) (continued)

Shape of head	Type of operator	Number and type of positions	Reference		Weight kg/lb
			For black bezel	For gray bezel (2)	
	Standard handle, red	2 - stay put	ZB5AD204	ZB5AD204C0	0.017/0.037
		2 - spring return from right to left	-	ZB5AD404C0	0.020/0.044
		3 - stay put	ZB5AD304	ZB5AD304C0	0.017/0.037
		3 - spring return to centre	-	ZB5AD504C0	0.017/0.037
		3 - spring return from left to centre	-	ZB5AD704C0	0.017/0.037
		3 - spring return from right to centre	-	ZB5AD804C0	0.017/0.037
	Standard handle, yellow	2 - stay put	ZB5AD205	ZB5AD205C0	0.017/0.037
		2 - spring return from right to left	-	ZB5AD405C0	0.020/0.044
		3 - stay put	ZB5AD305	ZB5AD305	0.017/0.037
		3 - spring return to centre	-	ZB5AD505	0.017/0.037
		3 - spring return from left to centre	-	ZB5AD705	0.017/0.037
		3 - spring return from right to centre	-	ZB5AD805	0.017/0.037
	Standard handle, blue	2 - stay put	ZB5AD206	ZB5AD206	0.017/0.037
		2 - spring return from right to left	-	ZB5AD406	0.020/0.044
		3 - stay put	ZB5AD306	ZB5AD306	0.017/0.037
		3 - spring return to centre	ZB5AD506	ZB5AD506	0.017/0.037
		3 - spring return from left to centre	-	ZB5AD706	0.017/0.037
		3 - spring return from right to centre	ZB5AD806	ZB5AD806	0.017/0.037
	Long handle, black	2 - stay put	ZB5AJ2	ZB5AJ2C0	0.017/0.037
		2 - spring return from right to left	ZB5AJ4	ZB5AJ4C0	0.020/0.044
		3 - stay put	ZB5AJ3	ZB5AJ3C0	0.017/0.037
		3 - spring return to centre	ZB5AJ5	ZB5AJ5C0	0.017/0.037
		3 - spring return from left to centre	ZB5AJ7	ZB5AJ7C0	0.017/0.037
		3 - spring return from right to centre	ZB5AJ8	ZB5AJ8C0	0.017/0.037



ZB5AD204



ZB5AJ

(1) Can only be used for actuation of end of row (side) mounted contacts.

(2) To add customized markings on these references using the web customization tool, see page 8.

# Control stations and enclosures

## Plastic control stations XALD and XALK

### For Harmony XB5 control and signaling units Ø 22

#### Stations for customer assembly: heads



ZB5AD39

108221



ZB5AG2

108224



ZB5AG3

108223

### Heads for selector switches (1) (continued)

Shape of head	Type of operator	Number and type of positions (2)	Reference		Weight kg/lb
			For black bezel	For gray bezel (4)	
	Knurled knob, black (3)	2 - stay put	ZB5AD29	ZB5AD29C0	0.020/0.044
		2 - spring return from right to left	–	ZB5AD49C0	0.024/0.053
		3 - stay put	ZB5AD39	ZB5AD39C0	0.020/0.044
		3 - spring return to centre	ZB5AD59	ZB5AD59C0	0.020/0.044
		3 - spring return from left to centre	–	ZB5AD79C0	0.020/0.044
		3 - spring return from right to centre	–	ZB5AD89C0	0.020/0.044
	Key switch with 2 - stay put key 455 (3)		ZB5AG2	ZB5AG2C0	0.057/0.126
			ZB5AG02	–	0.057/0.126
			ZB5AG4	ZB5AG4C0	0.057/0.126
		2 - spring return from right to left	ZB5AG6	ZB5AG6C0	0.061/0.134
		3 - stay put	ZB5AG0	ZB5AG0C0	0.057/0.126
			ZB5AG3	ZB5AG3C0	0.057/0.126
			ZB5AG5	–	0.057/0.126
			ZB5AG9	ZB5AG9C0	0.057/0.126
			ZB5AG09	–	0.057/0.126
		3 - spring return from left to centre	ZB5AG1	–	0.057/0.126
		3 - spring return to centre	ZB5AG7	ZB5AG7C0	0.057/0.126
		3 - spring return from right to centre	ZB5AG8	–	0.057/0.126
	ZB5AG05	ZB5AG05C0	0.057/0.126		
	ZB5AG08	ZB5AG08C0	0.057/0.126		

(1) Can only be used for actuation of end of row (side) mounted contacts.

(2) The symbol "∩" indicates key withdrawal position(s).

(3) For specific keys, please contact our Customer Care Center.

(4) To add customized markings on these references using the web customization tool, see [page 8](#).











# Control stations and enclosures

Plastic control stations XALD and XALK

For Harmony XB5 control and signaling units Ø 22








Stations for customer assembly: heads

## Heads for selector switches (1) (continued)

Shape of head	Type of operator	Number and type of positions (2)		Reference		Weight kg/lb
				For black bezel	For gray bezel (3)	
	Key switch with key 8D1	2 - stay put		ZB5AG2D	ZB5AG2DC0	0.057/0.126
				ZB5AG02D	–	0.057/0.126
				ZB5AG4D	ZB5AG4DC0	0.057/0.126
		2 - spring return from right to left		ZB5AG6D	–	0.061/0.134
			3 - stay put		ZB5AG0D	–
				ZB5AG3D	–	0.057/0.126
				ZB5AG03D	–	0.057/0.126
		3 - spring return from left to centre to centre		ZB5AG07D	–	0.057/0.126
		3 - spring return to centre		ZB5AG7D	–	0.057/0.126



## Heads for toggle switches

Shape of head	Description	Lever	Type of position		Reference		Weight kg/lb
					For black bezel	For gray bezel (3)	
	2-position	Black	Stay put		ZB5AD28	ZB5AD28C0	0.023/0.051
			Spring return		–	ZB5AD48C0	0.023/0.051
	White	Stay put		ZB5AD2801	ZB5AD2801C0	0.023/0.051	
				ZB5AD2804	ZB5AD2804C0	0.023/0.051	
				–	ZB5AD2806C0	0.023/0.051	
				–	ZB5AD2806C0	0.023/0.051	

(1) Can only be used for actuation of end of row (side) mounted contacts.

(2) The symbol “Ω” indicates key withdrawal position(s).

(3) To add customized markings on these references using the web customization tool, see [page 8](#).

## Control stations and enclosures

Plastic control stations XALD and XALK

For Harmony XB5 control and signaling units Ø 22

Stations for customer assembly: heads



Heads for pilot lights					
Shape of head	For use with body comprising light source type	Color of lens	Reference	Weight kg/lb	
<b>With plain lens</b>					
	With Universal LED 	White	ZB5AV013	0.017/0.037	
		Green	ZB5AV033	0.017/0.037	
		Red	ZB5AV043	0.017/0.037	
		Orange	ZB5AV053	0.017/0.037	
		Yellow	ZB5AV083	0.017/0.037	
		Blue	ZB5AV063	0.017/0.037	
<b>With plain lens, for insertion of legend (1)</b>					
	With Universal LED 	White	ZB5AV013E	0.017/0.037	
		Green	ZB5AV033E	0.017/0.037	
		Red	ZB5AV043E	0.017/0.037	
		Orange	ZB5AV053E	0.017/0.037	
		Yellow	ZB5AV083E	0.017/0.037	
		Blue	ZB5AV063E	0.017/0.037	
<b>With grooved lens (2)</b>					
	With Universal LED 	White	ZB5AV013S	0.017/0.037	
		Green	ZB5AV033S	0.017/0.037	
		Red	ZB5AV043S	0.017/0.037	
		Orange	ZB5AV053S	0.017/0.037	
		Yellow	ZB5AV083S	0.017/0.037	
		Blue	ZB5AV063S	0.017/0.037	



Heads for spring return illuminated pushbuttons					
Shape of head	Type of push	Color	Reference		Weight kg/lb
			For black bezel	For gray bezel (3)	
<b>Only for use with bodies comprising a light source with Universal LED</b>					
	Flush, plain lens 	White	ZB5AW313	ZB5AW313C0	0.017/0.037
		Green	ZB5AW333	ZB5AW333C0	0.017/0.037
		Red	ZB5AW343	ZB5AW343C0	0.017/0.037
		Orange	ZB5AW353	ZB5AW353C0	0.017/0.037
		Yellow	ZB5AW383	ZB5AW383C0	0.017/0.037
		Blue	ZB5AW363	ZB5AW363C0	0.017/0.037
	Flush, grooved lens (2) 	White	ZB5AW313S	ZB5AW313SC0	0.016/0.035
		Green	ZB5AW333S	ZB5AW333SC0	0.016/0.035
		Red	ZB5AW343S	ZB5AW343SC0	0.016/0.035
		Orange	ZB5AW353S	ZB5AW353SC0	0.016/0.035
		Yellow	ZB5AW383S	ZB5AW383SC0	0.016/0.035
		Blue	ZB5AW363S	ZB5AW363SC0	0.016/0.035
	Flush for insertion of legend (1) 	White	ZB5AA18	ZB5AA18C0	0.018/0.040
		Green	ZB5AA38	ZB5AA38C0	0.018/0.040
		Red	ZB5AA48	ZB5AA48C0	0.018/0.040
		Orange	ZB5AA58	ZB5AA58C0	0.018/0.040
		Yellow	ZB5AA88	ZB5AA88C0	0.018/0.040
		Blue	ZB5AA68	ZB5AA68C0	0.018/0.040
	Projecting 	White	ZB5AW113	ZB5AW113C0	0.018/0.040
		Green	ZB5AW133	ZB5AW133C0	0.018/0.040
		Red	ZB5AW143	ZB5AW143C0	0.018/0.040
		Orange	ZB5AW153	ZB5AW153C0	0.018/0.040
		Yellow	ZB5AW183	ZB5AW153C0	0.018/0.040
		Blue	ZB5AW163	ZB5AW163C0	0.018/0.040

**Other versions** Heads for flush pushbuttons with illuminated ring. Please consult our Customer Care Centre.

(1) For legend ordering information: see page 33.

(2) For use in bright ambient light conditions (for example, outdoors in sunlight).

(3) To add customized markings on these references using the web customization tool, see page 8.
















## Control stations and enclosures

Plastic control stations XALD and XALK

For Harmony XB5 control and signaling units Ø 22

Stations for customer assembly: heads

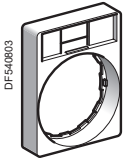
## Heads for illuminated selector switches with standard handle

Shape of head	Number and type of positions	Color of handle	Reference		Weight kg/lb	
			For black bezel	For gray bezel (1)		
Only for use with bodies comprising a light source with Universal LED 						
 ZB5AK1263	2 - stay put		White	ZB5AK1213	ZB5AK1213C0	0.016/0.035
			Green	ZB5AK1233	ZB5AK1233C0	0.016/0.035
			Red	ZB5AK1243	ZB5AK1243C0	0.016/0.035
			Orange	ZB5AK1253	ZB5AK1253C0	0.016/0.035
			Yellow	ZB5AK1283	ZB5AK1283C0	0.016/0.035
			Blue	ZB5AK1263	ZB5AK1263C0	0.016/0.035
 ZB5AK1313	2 - spring return from right to left		White	ZB5AK1413	ZB5AK1413C0	0.017/0.037
			Green	ZB5AK1433	ZB5AK1433C0	0.017/0.037
			Red	ZB5AK1443	ZB5AK1443C0	0.017/0.037
			Orange	ZB5AK1453	ZB5AK1453C0	0.017/0.037
			Yellow	ZB5AK1483	ZB5AK1483C0	0.017/0.037
			Blue	ZB5AK1463	ZB5AK1463C0	0.017/0.037
 ZB5AK1783	3 - stay put		White	ZB5AK1313	ZB5AK1313C0	0.016/0.035
			Green	ZB5AK1333	ZB5AK1333C0	0.016/0.035
			Red	ZB5AK1343	ZB5AK1343C0	0.016/0.035
			Orange	ZB5AK1353	ZB5AK1353C0	0.016/0.035
			Yellow	ZB5AK1383	ZB5AK1383C0	0.016/0.035
			Blue	ZB5AK1363	ZB5AK1363C0	0.016/0.035
 ZB5AK1783	3 - spring return to centre		White	ZB5AK1513	ZB5AK1513C0	0.016/0.035
			Green	ZB5AK1533	ZB5AK1533C0	0.016/0.035
			Red	ZB5AK1543	ZB5AK1543C0	0.016/0.035
			Orange	ZB5AK1553	ZB5AK1553C0	0.016/0.035
			Yellow	ZB5AK1583	ZB5AK1583C0	0.016/0.035
			Blue	ZB5AK1563	ZB5AK1563C0	0.016/0.035
 ZB5AK1783	3 - spring return from right to centre		White	ZB5AK1813	ZB5AK1813C0	0.016/0.035
			Green	ZB5AK1833	ZB5AK1833C0	0.016/0.035
			Red	ZB5AK1843	ZB5AK1843C0	0.016/0.035
			Orange	ZB5AK1853	ZB5AK1853C0	0.016/0.035
			Yellow	ZB5AK1883	ZB5AK1883C0	0.016/0.035
			Blue	ZB5AK1863	ZB5AK1863C0	0.016/0.035
 ZB5AK1783	3 - spring return from left to centre		White	ZB5AK1713	ZB5AK1713C0	0.016/0.035
			Green	ZB5AK1733	ZB5AK1733C0	0.016/0.035
			Red	ZB5AK1743	ZB5AK1743C0	0.016/0.035
			Orange	ZB5AK1753	ZB5AK1753C0	0.016/0.035
			Yellow	ZB5AK1783	ZB5AK1783C0	0.016/0.035
			Blue	ZB5AK1763	ZB5AK1763C0	0.016/0.035

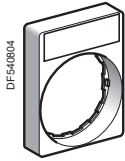
(1) To add customized markings on these references using the web customization tool, see page 8.

## Control stations and enclosures

Plastic control stations XALD and XALK  
For Harmony XB5 control and signaling units Ø 22  
Stations for customer assembly: accessories



ZBZ34



ZBY●H101

30 x 40 mm legend holders (flush mounting with bezel) for 8 x 27 mm legends <sup>(1)</sup>					
Description	Legend		Sold in lots of	Unit reference	Weight kg/lb
		Background color			
Without legend	–		10	ZBZ34	– 0.003/0.007
With blank legend	Black or red		10	ZBY2H101	– 0.004/0.009
		White or yellow	10	ZBY4H101	– 0.004/0.009
With blank legend for square heads			10	ZBCZ34	– 0.002/0.004

Standard 30 x 40 mm legend holders for 8 x 27 mm legends <sup>(1)</sup>						
Description	Legend	Marking	Sold in lots of	Unit reference		Weight kg/lb
	Color			For black bezel	For gray bezel <sup>(4)</sup>	
Without legend	–	–	10	ZBZ32	ZBZ32C0	0.001/0.002
With blank legend (for engraving)	Black or red	–	10	ZBY2101	ZBY2101C0	0.002/0.004
		White or yellow	10	ZBY4101	ZBY4101C0	0.002/0.004
With 8 x 27 mm/ 0.315 x 1.063 in. legend (with international marking)	Black or red <sup>(2)</sup>	I	10	ZBY2147	–	0.002/0.004
		O-I	10	ZBY2178	ZBY2178C0	0.002/0.004
		I-II	10	ZBY2179	–	0.002/0.004
		I-O-II	10	ZBY2186	ZBY2186C0	0.002/0.004
		STOP	10	ZBY2304	ZBY2304C0	0.002/0.004
With 8 x 27 mm/ 0.315 x 1.063 in. legend (with French language marking)	Black or red <sup>(2)</sup>	ARRET (red background)	10	ZBY2104	ZBY2104C0	0.002/0.004
		ARRET-MARCHE	10	ZBY2166	ZBY2166C0	0.002/0.004
		AUTO-MAIN	10	ZBY2164	–	0.002/0.004
		AUTO-O-MAIN	10	ZBY2185	–	0.002/0.004
		DEFAULT (Black background)	10	ZBY2134	–	0.002/0.004
		DEFAULT (Red background)	10	ZBY2135	–	0.002/0.004
		DEPART CYCLE	10	ZBY2195	–	0.002/0.004
		DESCENTE	10	ZBY2108	–	0.002/0.004
		EN SERVICE	10	ZBY2111	–	0.002/0.004
		FERMETURE	10	ZBY2114	–	0.002/0.004
		MARCHE	10	ZBY2103	ZBY2103C0	0.002/0.004
		MONTEE	10	ZBY2107	–	0.002/0.004
		OUVERTURE	10	ZBY2113	–	0.002/0.004
		REARMEMENT (red background)	10	ZBY2123	–	0.002/0.004
REARMEMENT (black background)	10	ZBY0123	–	0.002/0.004		
SOUS TENSION	10	ZBY2126	–	0.002/0.004		
Red	ARRET D'URGENCE	10	ZBY2130 <sup>(3)</sup>	–	0.002/0.004	

(1) For legends, see page 32.

(2) "Start" functions: white letters on black background. "Stop" functions: white letters on red background (unless otherwise specified above).

(3) For compliance with standard EN/ISO 13850, paragraph 4.4.6, the Emergency Stop function logo  has been added.

(4) To add customized markings on these references using the web customization tool, see page 8.

DF540803

DF540804

XB5\_CP18003



ZBZ32

XB5\_CP19004



ZBY2101

XB4-SR\_CP19044



ZBY2104C0



ZBY2107



## Control stations and enclosures

Plastic control stations XALD and XALK


For Harmony XB5 control and signaling units Ø 22

Stations for customer assembly: accessories

## Standard 30 x 40 mm legend holders with 8 x 27 mm legends (continued)

Description	Legend		Sold in lots of	Reference		Weight kg/lb	
	Color	Marking		For black bezel	For gray bezel (3)		
 ZBY2303   ZBY2364	With legend (with English language marking)	Black or red background (1)	AUTO-HAND	10	ZBY2364	–	0.002/0.004
			AUTO-O-HAND	10	ZBY2385	–	0.002/0.004
			CLOSE	10	ZBY2314	–	0.002/0.004
			FORWARD	10	ZBY2305	–	0.002/0.004
			OFF	10	ZBY2312	–	0.002/0.004
			OFF-ON	10	ZBY2367	ZBY2367C0	0.002/0.004
			ON	10	ZBY2311	–	0.002/0.004
			OPEN	10	ZBY2313	–	0.002/0.004
			POWER ON	10	ZBY2326	–	0.002/0.004
			RESET (red background)	10	ZBY2323	–	0.002/0.004
			RESET (black background)	10	ZBY2322	–	0.002/0.004
			REVERSE	10	ZBY2306	–	0.002/0.004
			RUN	10	ZBY2334	–	0.002/0.004
			START	10	ZBY2303	ZBY2303C0	0.002/0.004
			STOP-START	10	ZBY2366	–	0.002/0.004
			Red background	EMERGENCY STOP	10	ZBY2330 (2)	–
With legend (with German language marking)	Black or red background (1)	AUTO-HAND	10	ZBY2364	–	0.002/0.004	
		AUTO-O-HAND	10	ZBY2385	–	0.002/0.004	

(1) "Start" functions: white letters on black background. "Stop" functions: white letters on red background (unless otherwise specified above).

(2) For compliance with standard EN/ISO 13850, paragraph 4.4.6, the Emergency Stop function logo  has been added.

(3) To add customized markings on these references using the web customization tool, see [page 8](#).

## Control stations and enclosures

Plastic control stations XALD and XALK

For Harmony XB5 control and signaling units Ø 22

Stations for customer assembly: accessories

## Legends (8 x 27 mm) for engraving


For use with	Color of background	Sold in lots of	Unit reference	Weight kg/lb
30 x 40 mm/1.181 x 1.575 in. legend holder	Black or red	10	ZBY0101	0.001/0.002
	White or yellow	10	ZBY0102	0.001/0.002

## Sheets of 76 (8 x 27 mm) peel-off legends

For use with	Supplied with	Sold in lots of	Unit reference	Weight kg/lb
30 x 40 mm/1.181 x 1.575 in. legend holders ZBZ32 and ZBZ34	Backing board and protective transparent cover	10	ZBY4100	0.043/0.095

## 8 x 27 mm marked legends (for 30 x 40 mm legend holders ZBZ32 and ZBZ34)

Language	Color of background	Marking	Reference	Weight kg/lb
International	Black or red (2)	O-I	ZBY02178	0.001/0.002
		STOP	ZBY02304	0.001/0.002
French	Black or red (2)	AUTO-O-MAIN	ZBY02185	0.001/0.002
		MARCHE	ZBY02103	0.001/0.002
		SOUS TENSION	ZBY02126	0.001/0.002

(1) For compliance with standard EN/ISO 13850, paragraph 4.4.6, the Emergency Stop function logo  has been added.


(2) "Start" functions: white characters on black background. "Stop" functions: white characters on red background (unless otherwise stated above).

815339



ZBY02178

815344



ZBY1●●●

### Legends for pushbuttons, switches and pilot lights XB5A

Description	Marking	Text	Sold in lots of	Unit reference	Weight kg/lb
Sheets of 66 circular peel-off transparent self-adhesive legends	Without		10	ZBY1101	0.017/0.037
	International	I	10	ZBY1147	0.017/0.037


### Circular yellow legends for mushroom head pushbuttons

#### Used for "Emergency stop" function (1)

Diameter mm/in.	Conforming to standards	Marking on yellow background	Unit reference	Weight kg/lb
60/2.362 (2)	EN/IEC 60204-1 and EN/ISO 13850	–	ZBY9121	0.004/0.009
		ARRET D'URGENCE	ZBY9120	0.004/0.009
		EMERGENCY STOP	ZBY9320	0.004/0.009
		NOT-HALT	ZBY9220	0.004/0.009
		PARADA DI EMERGENCIA	ZBY9420	0.004/0.009
		ARRESTO DE EMERGENZA	ZBY9620	0.004/0.009

#### Used for "Emergency switching off" function

60/2.362	EN/IEC 60204-1	–	ZBY9101	0.004/0.009
		COUPURE D'URGENCE	ZBY9160	0.004/0.009
		EMERGENCY SWITCHING OFF	ZBY9360	0.004/0.009
		NOT-AUS	ZBY9260	0.004/0.009

(1) For compliance with standard EN/ISO 13850, paragraph 4.4.6, the Emergency Stop function logo  has been added



XB4\_532\_CPF/IR18300

ZBY9160

# Control stations and enclosures

Plastic control stations XALD and XALK

For Harmony XB5 control and signaling units Ø 22

Stations for customer assembly: accessories

## Illuminated rings for Emergency stop (1)(2)

Description	Marking	Signaling	Supply voltage	Color	Sold in lots of	Reference	Weight kg/lb
Ø 60 mm/2.362 in. illuminated ring for Emergency stop	EMERGENCY STOP	Fixed, red	24 V ~	Yellow	1	ZBY9W2B330	0.031/0.068
	ARRET D'URGENCE	Fixed, red	24 V ~	Yellow	1	ZBY9W2B130	0.031/0.068
	NOT HALT	Fixed, red	24 V ~	Yellow	1	ZBY9W2B230	0.031/0.068
	PARADA DE EMERGENCIA	Fixed, red	24 V ~	Yellow	1	ZBY9W2B430	0.031/0.068
	ARRESTO DI EMERGENZA	Fixed, red	24 V ~	Yellow	1	ZBY9W2B630	0.031/0.068
	-	Fixed, red	24 V ~	Yellow	1	ZBY9W2B140	0.031/0.068
	EMERGENCY STOP	Fixed, red	120 V ~	Yellow	1	ZBY9W2G330	0.031/0.068
	ARRET D'URGENCE	Fixed, red	120 V ~	Yellow	1	ZBY9W2G130	0.031/0.068
	NOT HALT	Fixed, red	120 V ~	Yellow	1	ZBY9W2G230	0.031/0.068
	PARADA DE EMERGENCIA	Fixed, red	120 V ~	Yellow	1	ZBY9W2G430	0.031/0.068
	ARRESTO DI EMERGENZA	Fixed, red	120 V ~	Yellow	1	ZBY9W2G630	0.031/0.068
	-	Fixed, red	120 V ~	Yellow	1	ZBY9W2G140	0.031/0.068
	EMERGENCY STOP	Fixed, red	230 V ~	Yellow	1	ZBY9W2M330	0.031/0.068
	ARRET D'URGENCE	Fixed, red	230 V ~	Yellow	1	ZBY9W2M130	0.031/0.068
	NOT HALT	Fixed, red	230 V ~	Yellow	1	ZBY9W2M230	0.031/0.068
	PARADA DE EMERGENCIA	Fixed, red	230 V ~	Yellow	1	ZBY9W2M430	0.031/0.068
ARRESTO DI EMERGENZA	Fixed, red	230 V ~	Yellow	1	ZBY9W2M630	0.031/0.068	
-	Fixed, red	230 V ~	Yellow	1	ZBY9W2M140	0.031/0.068	
EMERGENCY STOP	Fixed, red + white	24 V ~	Yellow	1	ZBY9W3B330	0.031/0.068	
ARRET D'URGENCE	Fixed, red + white	24 V ~	Yellow	1	ZBY9W3B130	0.031/0.068	
NOT HALT	Fixed, red + white	24 V ~	Yellow	1	ZBY9W3B230	0.031/0.068	
PARADA DE EMERGENCIA	Fixed, red + white	24 V ~	Yellow	1	ZBY9W3B430	0.031/0.068	
ARRESTO DI EMERGENZA	Fixed, red + white	24 V ~	Yellow	1	ZBY9W3B630	0.031/0.068	
-	Fixed, red + white	24 V ~	Yellow	1	ZBY9W3B140	0.031/0.068	

XB4\_632\_CPMFS18026A




ZBY9W2B330

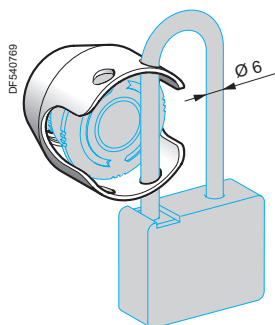
XB4\_632\_CPMFS18026A



ZBY9W3B140

(1) For compliance with standard EN/ISO 13850, paragraph 4.4.6, the Emergency Stop function logo  has been added.

(2) Compatible only with XALKW01.



ZBZ160●



XB5\_633\_CP00A2A01602Z

ZBZ1605

## Accessories for mushroom head pushbuttons (continued)

Description	Exclusive use with the following Ø 40 mm/1.575 in. trigger action pushbuttons	Color	Reference	Weight kg/lb
Metal guards for Emergency stop function, padlockable (1)	XB5AT8● XB5AS8● XB5AS9● ZB5AT8● ZB5AS8● ZB5AS9●	Chromium plated	ZBZ1600	0.046/0.101
		Black	ZBZ1602	0.046/0.101
		Red	ZBZ1604	0.046/0.101
		Yellow	ZBZ1605	0.046/0.101
		Blue	ZBZ1606	0.046/0.101

## Circular yellow legends for metal guard ZBZ16●● (2)

Description	Marking	Color	Sold in lots of	Reference	Weight kg/lb
<b>For Emergency stop function</b>					
Ø 60 mm/2.362 in. legend for metal guard ZBZ16●●	Without	Yellow	10	ZBY9140M	0.004/0.009
	ARRET D'URGENCE	Yellow	10	ZBY9130M	0.004/0.009
	EMERGENCY STOP	Yellow	10	ZBY9330M	0.004/0.009
	NOT-HALT	Yellow	10	ZBY9230M	0.004/0.009
	PARADA DE EMERGENZA	Yellow	10	ZBY9430M	0.004/0.009
	NOODSTOP	Yellow	10	ZBY9530M	0.004/0.009
	ARRESTO DI EMERGENZA	Yellow	10	ZBY9630M	0.004/0.009
	NODSTOPP	Yellow	10	ZBY9730M	0.004/0.009
	NODSTOP	Yellow	10	ZBY9830M	0.004/0.009
<b>For Emergency switching off function</b>					
Ø 60 mm/2.362 in. legend for metal guard ZBZ16●●	Without	Yellow	10	ZBY9101M	0.004/0.009
	COUPURE D'URGENCE	Yellow	10	ZBY9160M	0.004/0.009
	EMERGENCY SWITCHING OFF	Yellow	10	ZBY9360M	0.004/0.009
	NOT-AUS	Yellow	10	ZBY9260M	0.004/0.009
	DESCONEXION DE EMERGENCIA	Yellow	10	ZBY9460M	0.004/0.009

XB4\_632\_CPFJR18307



ZBY9330M

XB4\_633\_CPFJR18297



ZBY9360M

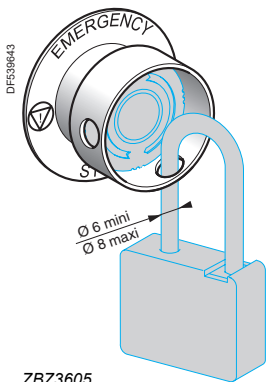
(1) No isolation function is possible when this guard is fitted.

(2) To add customized markings on these references through web customization tool, see page 8.



# Control stations and enclosures

Plastic control stations XALD and XALK  
For Harmony XB5 control and signaling units Ø 22  
Stations for customer assembly: accessories



## Accessories for mushroom head pushbuttons (5)

Description	Exclusive use with the following Ø 40 mm/1.575 in. trigger action pushbuttons	Color	Reference	Weight kg/lb
<b>Padlocking kit (1) (2)</b> for Emergency stop (3) and Emergency switching off function (4), (padlockable)	XB5AS844● XB5AS944● ZB5AS844 ZB5AS944●	Yellow	<a href="#">ZBZ3605</a>	0.045/0.099

Description	Marking	Color	Reference	Weight kg/lb
<b>Ø 60 mm/2.363 in. legend for padlocking device ZBZ3605</b> for Emergency stop function (3)	-	Yellow	<a href="#">ZBY9140T</a>	0.004/0.009
	ARRET D'URGENCE	Yellow	<a href="#">ZBY9130T</a>	0.004/0.009
	EMERGENCY STOP	Yellow	<a href="#">ZBY9330T</a>	0.004/0.009
	NOT-HALT	Yellow	<a href="#">ZBY9230T</a>	0.004/0.009



- (1) Standard circular legends are not compatible with this product. Use special legends ZBY9●●●T.  
(2) No isolation function is possible when this guard is fitted.  
(3) For conformity with standards EN/IEC 60204-1 and EN/ISO 13850.  
(4) For conformity with standard EN/IEC 60204-1.  
(5) To add customized markings on these references using the web customization tool, see [page 8](#).

## Control stations and enclosures

Plastic control stations XALD and XALK

For Harmony XB5 control and signaling units Ø 22

Stations for customer assembly: accessories

PG113408



ZBA3

PG13548



ZBL4

XB5\_633\_CPWRS17157



ZBA333

## Pushbutton caps - unmarked (1)

For use with	Cap	Color	Sold in lots of	Unit reference	Weight kg/lb
	Type				
Circular pushbutton heads ZB5AA supplied without cap	Flush	White	10	ZBA1	0.001/0.002
		Black	10	ZBA2	0.001/0.002
		Green	10	ZBA3	0.001/0.002
		Red	10	ZBA4	0.001/0.002
		Yellow	10	ZBA5	0.001/0.002
		Blue	10	ZBA6	0.001/0.002

## Pushbutton caps - marked (sold in lots of 10)

For use with	Type of push	Marking		Color of cap	Unit reference	Weight kg/lb
		Text	Color			
Circular pushbutton heads ZB5AA supplied without cap	Flush	I	White	Green	ZBA331	0.001/0.002
			Black	White	ZBA131	0.001/0.002
		II	White	Green	ZBA336	0.001/0.002
			START	White	Green	ZBA333
		Ⓢ	White	Black	ZBA245	0.001/0.002
			Black	White	ZBA145	0.001/0.002
		UP	Black	White	ZBA343	0.001/0.002
		DOWN	White	Black	ZBA344	0.001/0.002
			White	Black	ZBA335	0.001/0.002
		†	Black	White	ZBA334	0.001/0.002
			White	Red	ZBA432	0.001/0.002
		O	Black	Black	ZBA232	0.001/0.002
			STOP	White	Red	ZBA434
			Black	Black	ZBA234	0.001/0.002
			OFF	White	Red	ZBA435
		⚠	White	Green	ZBA346	0.001/0.002
		R	White	Blue	ZBA639	0.001/0.002
		+	White	Black	ZBA2934	0.001/0.002
		-	White	Black	ZBA2935	0.001/0.002

(1) To add customized markings on these references using the web customization tool, see page 8.

## Control stations and enclosures

Plastic control stations XALD and XALK

For Harmony XB5 control and signaling units Ø 22

Stations for customer assembly: accessories

XB4\_832\_CPODA018031  
ZBV0133

## Lens caps

## Circular lens caps for light sources with Universal LED

Pilot lights	Color	Sold in lots of	Unit reference	Weight kg/lb
	White	10	ZBV0113	0.002/0.004
	Green	10	ZBV0133	0.002/0.004
	Red	10	ZBV0143	0.002/0.004
	Orange	10	ZBV0153	0.002/0.004
	Blue	10	ZBV0163	0.002/0.004

## Miscellaneous accessories

Description	For use with	Sold in lots of	Color	Unit reference	Weight kg/lb
Bezel tool	ZB5AZ901 head	10	–	ZB5AZ905	0.016/0.035
Nut	Fixing ZB5A head	10	Green	ZB5AZ903	0.002/0.004
Plastic blanking plugs (with fixing nut)	Square shape for Ø 22/0.866 in. units (1)	10	Black	ZB5SZ5	0.009/0.020
	Circular shape for Ø 22/0.866 in. units	10	Black	ZB5SZ3 (4)	0.009/0.020
Terminal branch	XALD and XALK control stations	10		XALZ09	0.003/0.007
Bellow seals (IP69K) (2)	Control station with 1 cut-out, installed in harsh environment + Emergency Stop pushbutton type ZB5 (see page 16)	2	Black	ZBZ28	0.009/0.020
			Yellow	ZBZ58	0.009/0.020

DF540815  
ZB5AZ905DF540770  
ZB5SZ3DF540008  
ZBZ58

## Replacement keys for Emergency stop key release heads and key switches

Description	Key number	Reference	Weight kg/lb
Set of 2 keys (3)	455	ZBG455	0.013/0.029
	421E	ZBG421E	0.014/0.031
	458A	ZBG458A	0.014/0.031
	520E	ZBG520E	0.014/0.031
	3131A	ZBG3131A	0.014/0.031

PF-100885  
ZBG455

(1) Body/fixing collar ZB5AZ009 necessary for fixation, to be ordered separately.

(2) Not compatible with Ø 30 mm/1.181 in. Emergency Stop heads.

(3) Other key numbers are available.

(4) To add customized markings on these references using the web customization tool, see page 8.

<b>X</b>					
XALD01	14	XALK84W2ME	11	ZB5AA6C0	17
XALD01H7	14	XALK84W2MG	11	ZB5AA8	17
XALD02	14	XALK84W3BE	11	ZB5AA8C0	17
XALD02H7	14	XALK84W3BG	11	ZB5AA9	17
XALD03	14	XALK178	10	ZB5AA16	17
XALD03H7	14	XALK178E	10	ZB5AA16C0	17
XALD04	14	XALK178F	10	ZB5AA18	17
XALD04H7	14	XALK178FH29	10		28
XALD05	14	XALK178FH49	10	ZB5AA18C0	17
XALD05H7	14	XALK178G	10		28
XALD101	9	XALK178GTH26	10	ZB5AA26	17
XALD101H29	9	XALK178GTH29	10	ZB5AA26C0	17
XALD102	9	XALK178GTHFR	10	ZB5AA36	17
XALD102E	9	XALK178W3B140E	11	ZB5AA36C0	17
XALD103	9	XALK178W3B140G	11	ZB5AA38	17
XALD104	9	XALK188	10		28
XALD112	9	XALK188E	10	ZB5AA38C0	17
XALD112E	9	XALK188F	10		28
XALD114	9	XALK188G	10	ZB5AA46	17
XALD132	12	XALK188GTH26	10	ZB5AA46C0	17
XALD134	12	XALK198	10	ZB5AA48	17
XALD142	12	XALK1786	10		28
XALD144	12	XALKW01	21	ZB5AA48C0	17
XALD144E	12	XALZ09	38		28
XALD164	9	XB5DSB	16	ZB5AA56	17
XALD164H29H7	9	XB5DSG	16	ZB5AA56C0	17
XALD211	12	XB5DSM	16	ZB5AA58	17
XALD211H29	12	XB5DTB22	16		28
XALD213	12	XB5DTB23	16	ZB5AA58C0	17
XALD213E	12	XB5DTB24	16	ZB5AA66	17
XALD214	12	XB5DTB25	16	ZB5AA66C0	17
XALD215	12	XB5DTGM2	16	ZB5AA68	17
XALD222	13	XB5DTGM3	16		28
XALD222E	13	XB5DTGM4	16	ZB5AA68C0	17
XALD223	13	XB5DTGM5	16		28
XALD224	12	XB5KS2B4	16	ZB5AA88	28
XALD225	12	XB5KS2B8	16	ZB5AA88C0	28
XALD241	12	XB5KS2G4	16	ZB5AA131	18
XALD311	13	XB5KS2G8	16	ZB5AA131C0	18
XALD311H29H7	13	XB5KS2M4	16	ZB5AA145	18
XALD321	13	XB5KS2M8	16	ZB5AA232	18
XALD321H29H7	13	XB5KSB	16	ZB5AA234	18
XALD324	13	XB5KSG	16	ZB5AA245	18
XALD324E	13	XB5KSM	16	ZB5AA331	18
XALD325	13	XB5PRJ45	16	ZB5AA331C0	18
XALD326	13	XB5PUSB3	16	ZB5AA333	18
XALD328	13			ZB5AA333C0	18
XALD334	13	<b>Z</b>		ZB5AA334	18
XALD339	13	ZALVB1	15	ZB5AA334C0	18
XALD361B	12	ZALVG1	15	ZB5AA335	18
XALD361M	12	ZALVM1	15	ZB5AA335C0	18
XALD363B	12	ZB5AA0	17	ZB5AA336	18
XALD363G	12	ZB5AA1	17	ZB5AA341	18
XALD363M	12	ZB5AA1C0	17	ZB5AA342	18
XALK01	14	ZB5AA2	17	ZB5AA343	18
XALK01H29	14	ZB5AA2C0	17	ZB5AA344	18
XALK01HFR	14	ZB5AA3	17	ZB5AA432	18
XALK01TH26	14	ZB5AA3C0	17	ZB5AA432C0	18
XALK02	14	ZB5AA4	17	ZB5AA433	18
XALK03	14	ZB5AA4C0	17	ZB5AA434	18
XALK04	14	ZB5AA5	17	ZB5AA434C0	18
XALK05	14	ZB5AA5C0	17	ZB5AA435	18
		ZB5AA6	17	ZB5AA435C0	18
				ZB5AC2	18
				ZB5AC3	18
				ZB5AC4	18
				ZB5AC5	18
				ZB5AC6	18
				ZB5AC24	18
				ZB5AC34	18
				ZB5AC44	18
				ZB5AC54	18
				ZB5AC64	18
				ZB5AD2	24
				ZB5AD2C0	24
				ZB5AD3	24
				ZB5AD3C0	24
				ZB5AD4	24
				ZB5AD4C0	24
				ZB5AD5	24
				ZB5AD5C0	24
				ZB5AD7	24
				ZB5AD7C0	24
				ZB5AD8	24
				ZB5AD8C0	24
				ZB5AD28	27
				ZB5AD28C0	27
				ZB5AD29	26
				ZB5AD29C0	26
				ZB5AD39	26
				ZB5AD39C0	26
				ZB5AD48C0	27
				ZB5AD49C0	26
				ZB5AD59	26
				ZB5AD59C0	26
				ZB5AD79C0	26
				ZB5AD89C0	26
				ZB5AD201	24
				ZB5AD201C0	24
				ZB5AD203	24
				ZB5AD203C0	24
				ZB5AD204	25
				ZB5AD204C0	25
				ZB5AD205	25
				ZB5AD205C0	25
				ZB5AD206	25
				ZB5AD301	24
				ZB5AD301C0	24
				ZB5AD303	24
				ZB5AD303C0	24
				ZB5AD304	25
				ZB5AD304C0	25
				ZB5AD305	25
				ZB5AD306	25
				ZB5AD401C0	24
				ZB5AD403C0	24
				ZB5AD404C0	25
				ZB5AD405C0	25
				ZB5AD406	25
				ZB5AD501	24
				ZB5AD501C0	24
				ZB5AD503	24
				ZB5AD503C0	24
				ZB5AD504C0	25
				ZB5AD505	25
				ZB5AD506	25
				ZB5AD701C0	24
				ZB5AD703C0	24
				ZB5AD704C0	25
				ZB5AD705	25
				ZB5AD706	25
				ZB5AD801C0	24
				ZB5AD803C0	24
				ZB5AD804C0	25
				ZB5AD805	25
				ZB5AD806	25
				ZB5AD912	16
				ZB5AD922	16
				ZB5AD2801	27
				ZB5AD2801C0	27
				ZB5AD2804	27
				ZB5AD2804C0	27
				ZB5AD2806C0	27
				ZB5AG0C0	26
				ZB5AG0D	27
				ZB5AG2C0	26
				ZB5AG2D	27
				ZB5AG02D	27
				ZB5AG2DC0	27
				ZB5AG3	26
				ZB5AG3C0	26
				ZB5AG3D	27
				ZB5AG03D	27
				ZB5AG4C0	26
				ZB5AG4D	27
				ZB5AG4DC0	27
				ZB5AG05C0	26
				ZB5AG6C0	26
				ZB5AG6D	27
				ZB5AG7C0	26
				ZB5AG07D	27
				ZB5AG7D	27
				ZB5AG08C0	26
				ZB5AG9C0	26
				ZB5AJ2	25
				ZB5AJ2C0	25
				ZB5AJ3	25
				ZB5AJ3C0	25
				ZB5AJ4	25
				ZB5AJ4C0	25
				ZB5AJ5	25
				ZB5AJ5C0	25
				ZB5AJ7	25
				ZB5AJ7C0	25
				ZB5AJ8	25
				ZB5AJ8C0	25
				ZB5AK1213	29
				ZB5AK1213C0	29
				ZB5AK1233	29
				ZB5AK1233C0	29
				ZB5AK1243	29
				ZB5AK1243C0	29
				ZB5AK1253	29
				ZB5AK1253C0	29
				ZB5AK1263	29
				ZB5AK1263C0	29
				ZB5AK1283	29
				ZB5AK1283C0	29
				ZB5AK1313	29
				ZB5AK1313C0	29
				ZB5AK1333	29

ZB5AK1333C0	29	ZB5AL4	17	ZB5AW113	28	ZBA145	37	ZBY0102	32
ZB5AK1343	29	ZB5AL4C0	17	ZB5AW113C0	28	ZBA232	37	ZBY0123	30
ZB5AK1343C0	29	ZB5AL5	17	ZB5AW133	28	ZBA234	37	ZBY1101	33
ZB5AK1353	29	ZB5AL5C0	17	ZB5AW133C0	28	ZBA245	37	ZBY1147	33
ZB5AK1353C0	29	ZB5AL6	17	ZB5AW143	28	ZBA331	37	ZBY2101	30
ZB5AK1363	29	ZB5AL6C0	17	ZB5AW143C0	28	ZBA333	37	ZBY2101C0	30
ZB5AK1363C0	29	ZB5AL232	18	ZB5AW153	28	ZBA334	37	ZBY2103	30
ZB5AK1383	29	ZB5AL432	18	ZB5AW153C0	28	ZBA335	37	ZBY02103	32
ZB5AK1383C0	29	ZB5AL432C0	18	ZB5AW163	28	ZBA336	37	ZBY2103C0	30
ZB5AK1413	29	ZB5AL434	18	ZB5AW163C0	28	ZBA343	37	ZBY2104	30
ZB5AK1413C0	29	ZB5AP1S	17	ZB5AW183	28	ZBA344	37	ZBY2104C0	30
ZB5AK1433	29	ZB5AP2S	17	ZB5AW313	28	ZBA346	37	ZBY2107	30
ZB5AK1433C0	29	ZB5AP3S	17	ZB5AW313C0	28	ZBA432	37	ZBY2108	30
ZB5AK1443	29	ZB5AP4S	17	ZB5AW313S	28	ZBA434	37	ZBY2111	30
ZB5AK1443C0	29	ZB5AP5S	17	ZB5AW313SC0	28	ZBA435	37	ZBY2113	30
ZB5AK1453	29	ZB5AP6S	17	ZB5AW333	28	ZBA639	37	ZBY2114	30
ZB5AK1453C0	29	ZB5AS12	19	ZB5AW333C0	28	ZBA2934	37	ZBY2123	30
ZB5AK1463	29	ZB5AS42	19	ZB5AW333S	28	ZBA2935	37	ZBY2126	30
ZB5AK1463C0	29	ZB5AS52	19	ZB5AW333SC0	28	ZBCZ34	30	ZBY02126	32
ZB5AK1483	29	ZB5AS55	19	ZB5AW343	28	ZBE101	15	ZBY2130	30
ZB5AK1483C0	29	ZB5AS62	19	ZB5AW343C0	28	ZBE102	15	ZBY2134	30
ZB5AK1513	29	ZB5AS72	19	ZB5AW343S	28	ZBG421E	38	ZBY2135	30
ZB5AK1513C0	29	ZB5AS84W00	21	ZB5AW343SC0	28	ZBG455	38	ZBY2147	30
ZB5AK1533	29	ZB5AS84W2B	21	ZB5AW353	28	ZBG458A	38	ZBY2164	30
ZB5AK1533C0	29	ZB5AS84W2G	21	ZB5AW353C0	28	ZBG520E	38	ZBY2166	30
ZB5AK1543	29	ZB5AS84W2M	21	ZB5AW353S	28	ZBG3131A	38	ZBY2166C0	30
ZB5AK1543C0	29	ZB5AS84W3B	21	ZB5AW353SC0	28	ZBV0113	38	ZBY2178	30
ZB5AK1553	29	ZB5AS834	20	ZB5AW363	28	ZBV0133	38	ZBY02178	32
ZB5AK1553C0	29	ZB5AS842Y	23	ZB5AW363C0	28	ZBV0143	38	ZBY2178C0	30
ZB5AK1563	29	ZB5AS844	20	ZB5AW363S	28	ZBV0153	38	ZBY2179	30
ZB5AK1563C0	29	ZB5AS934	20	ZB5AW363SC0	28	ZBV0163	38	ZBY2185	30
ZB5AK1583	29	ZB5AS944	20	ZB5AW383	28	ZBVB1	15	ZBY02185	32
ZB5AK1583C0	29	ZB5AS944D	20	ZB5AW383C0	28	ZBVG1	15	ZBY2186	30
ZB5AK1713	29	ZB5AS964	20	ZB5AW383S	28	ZBVM1	15	ZBY2186C0	30
ZB5AK1713C0	29	ZB5AT2	19	ZB5AW383SC0	28	ZBY2H101	30	ZBY2195	30
ZB5AK1733	29	ZB5AT24	19	ZB5AW713	19	ZBY4H101	30	ZBY2303	31
ZB5AK1733C0	29	ZB5AT84	20	ZB5AW733	19	ZBY9W2B130	20	ZBY2303C0	31
ZB5AK1743	29	ZB5AT844	20	ZB5AW743	22		34	ZBY2304	30
ZB5AK1743C0	29	ZB5AT8643M	22	ZB5AW753	19	ZBY9W2B140	34	ZBY02304	32
ZB5AK1753	29	ZB5AT8643M130	22	ZB5AW763	19	ZBY9W2B230	20	ZBY2304C0	30
ZB5AK1753C0	29	ZB5AT8643M140	22	ZB5AX2	19		34	ZBY2305	31
ZB5AK1763	29	ZB5AT8643M230	22	ZB5AX84	20	ZBY9W2B330	20	ZBY2306	31
ZB5AK1763C0	29	ZB5AT8643M330	22	ZB5AZ009	15		34	ZBY2311	31
ZB5AK1783	29	ZB5AT8643M430	22	ZB5AZ903	38	ZBY9W2B430	34	ZBY2312	31
ZB5AK1783C0	29	ZB5AT8643M630	22	ZB5AZ905	38	ZBY9W2B630	34	ZBY2313	31
ZB5AK1813	29	ZB5AV013	28	ZB5CA432	18	ZBY9W2G130	34	ZBY2314	31
ZB5AK1813C0	29	ZB5AV013E	28	ZB5CA2912	18	ZBY9W2G140	34	ZBY2314	31
ZB5AK1833	29	ZB5AV013S	28	ZB5CA6939	18	ZBY9W2G230	34	ZBY2322	31
ZB5AK1833C0	29	ZB5AV033	28	ZB5CV003	28	ZBY9W2G330	34	ZBY2323	31
ZB5AK1843	29	ZB5AV033E	28	ZB5CV013	28	ZBY9W2G430	34	ZBY2326	31
ZB5AK1843C0	29	ZB5AV033S	28	ZB5CV033	28	ZBY9W2G630	34	ZBY2330	31
ZB5AK1853	29	ZB5AV043	28	ZB5CV043	28	ZBY9W2M130	34	ZBY2334	31
ZB5AK1853C0	29	ZB5AV043E	28	ZB5CV053	28	ZBY9W2M140	34	ZBY2364	31
ZB5AK1863	29	ZB5AV043S	28	ZB5CV063	28	ZBY9W2M230	34	ZBY2366	31
ZB5AK1863C0	29	ZB5AV053	28	ZB5S23	38	ZBY9W2M330	34	ZBY2367	31
ZB5AK1883	29	ZB5AV053E	28	ZB5S25	38	ZBY9W2M430	34	ZBY2367C0	31
ZB5AK1883C0	29	ZB5AV053S	28	ZBA1	37	ZBY9W2M630	34	ZBY2385	31
ZB5AL1	17	ZB5AV063	28	ZBA2	37	ZBY9W3B130	34	ZBY4100	32
ZB5AL1C0	17	ZB5AV063E	28	ZBA3	37	ZBY9W3B140	34	ZBY4101	30
ZB5AL2	17	ZB5AV063S	28	ZBA4	37	ZBY9W3B230	34	ZBY4101C0	30
ZB5AL2C0	17	ZB5AV083	28	ZBA5	37	ZBY9W3B330	34	ZBY9101	22
ZB5AL3	17	ZB5AV083E	28	ZBA6	37	ZBY9W3B430	34		33
ZB5AL3C0	17	ZB5AV083S	28	ZBA131	37	ZBY9W3B630	34	ZBY9101M	35
						ZBY0101	32		

---

ZBY9120	20
	33
ZBY9121	20
	33
ZBY9130M	35
ZBY9130T	36
ZBY9140M	35
ZBY9140T	36
ZBY9160	22
	33
ZBY9160M	35
ZBY9220	20
	33
ZBY9230M	35
ZBY9230T	36
ZBY9260	22
	33
ZBY9260M	35
ZBY9320	20
	33
ZBY9330M	35
ZBY9330T	36
ZBY9360	22
	33
ZBY9360M	35
ZBY9420	20
	33
ZBY9430M	35
ZBY9460M	35
ZBY9530M	35
ZBY9620	20
	33
ZBY9630M	35
ZBY9730M	35
ZBY9830M	35
ZBZ28	23
	38
ZBZ32	30
ZBZ32C0	30
ZBZ34	30
ZBZ58	23
	38
ZBZ1600	35
ZBZ1602	35
ZBZ1604	35
ZBZ1605	35
ZBZ1606	35
ZBZ3605	36
ZENL1111	15
ZENL1121	15

Life Is On



Learn more about our products at  
[www.se.com](http://www.se.com)

The information provided in this documentation contains general descriptions and/or technical characteristics of the performance of the products contained herein. This documentation is not intended as a substitute for and is not to be used for determining suitability or reliability of these products for specific user applications. It is the duty of any such user or integrator to perform the appropriate and complete risk analysis, evaluation and testing of the products with respect to the relevant specific application or use thereof. Neither Schneider Electric nor any of its affiliates or subsidiaries shall be responsible or liable for misuse of the information contained herein.

Design: Schneider Electric  
Photos: Schneider Electric

**Schneider Electric Industries SAS**

Head Office  
35, rue Joseph Monier - CS 30323  
F-92500 Rueil-Malmaison Cedex  
France

DIA5ED2130508EN  
July 2022 - V4.0